


workagile



Huddlebox[®] Collection



work-agile.com



our mission

Today's largely open-plan workplaces struggle to balance **focus with collaboration**.

Workagile solves this through adaptable **acoustic pods** and **modular tiered seating** that can both flex with evolving workplace needs.

We design and deliver solutions that elevate **productivity and connection**.

Create calm. Protect conversations. Build Connection.

- **Create Calm** - Spaces that support users well-being, through individual focus areas and spaces that remove distractions.
- **Protect Conversations** - Designed to support confidentiality, giving peace of mind that conversations stay private and users feel confident in the workplace.
- **Build Connection** - Curated to bring people together and encourage collaboration and communication, with ability to flex with evolving workplace scenarios.

inherently sustainable

Workagile promote best practices, reduce environmental impacts and help our clients do the same through flexible and modular furniture systems. Recognising the environment as a shared responsibility, we source timber from responsibly managed forests and prioritise certified materials.

CAREFULLY SELECTED MATERIALS

We use FSC-certified materials as a minimum standard, ensuring sustainable sourcing. Durable materials extend product lifespans, while recyclable options like PET felts and reduced plastic usage in products and packaging further minimise waste.

MODULAR, REUSABLE DESIGNS

Our modular products are reconfigurable and reusable, allowing them to adapt to new spaces easily. This versatility reduces waste compared to bulky, immovable alternatives.

REDUCING CARBON FOOTPRINT

We cut emissions by consolidating shipments, sourcing from the UK and Europe, and maintaining a fleet of electric and hybrid vehicles. Solar panels power key operations in our warehouse and offices, reducing reliance on non-renewable energy.

CIRCULAR DESIGN

Circular design principles guide our process, focusing on waste reduction and product longevity. Modular and recyclable products like Huddlebox® are designed to be reused, repaired, and repurposed, reducing landfill contributions.

SIGNED AND SEALED

Workagile proudly holds FISP accreditation and FSC/PEFC certifications, ensuring our products meet the highest environmental standards. With every product, we remain committed to sustainable, responsible practices.






CONTENTS

Huddlebox®
Edge


Huddlebox® Edge is a clean, functional tiered seating solution defined by larger, well-proportioned modules that create an efficient, streamlined system. The butt-joint construction introduces a visible ‘Edge’ detail.



10

Huddlebox®
Borders


Huddlebox® Borders are a perfect solution to pair with our popular Huddlebox® seating range, bringing a touch of the outside-in, or to use as a beautifully natural way to create space division.



24

Huddlebox®
Dots

Every workplace benefits from informal seating ‘dotted’ around! Huddlebox® Dots offer the perfect perch for breakout spaces, collaboration zones, or impromptu meetings, bringing flexibility and style to any environment.



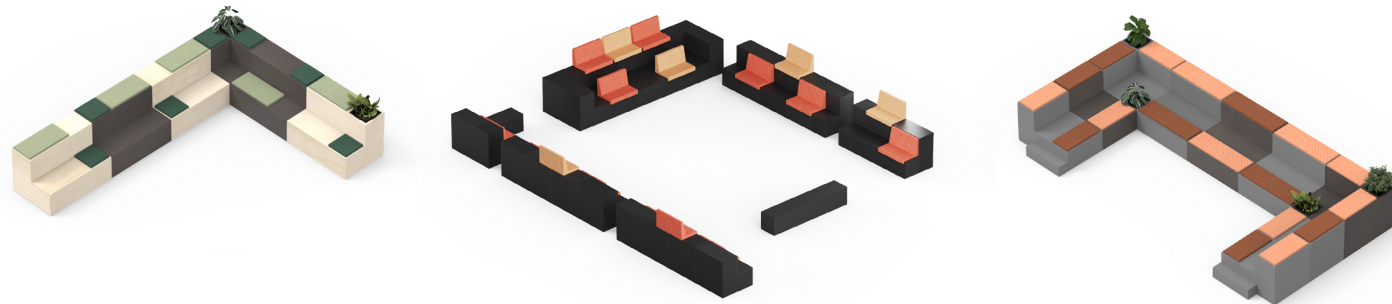
30

endless configurations

With thousands of unique configurations, combinations are limitless and truly bespoke to your needs. Companies change, grow, adapt and, of course, move. The best designs include future proofing calling for a more modular and reconfigurable solution.

We offer a variety of pre-set configurations, simplifying the design process for architects and empowering users to easily select the perfect setup to suit their needs, team size, and available space - this user-friendly feature ensures a seamless integration into existing plans.

HUDDLEBOX® EDGE CONFIGURATION IDEAS




bespoke configurations

Bespoke configurations are also available to ensure the configurations suit your wider project design intent. Contact us to help design and visualise your ideas.



Huddlebox® Edge

Huddlebox® Edge is a clean, functional tiered seating solution defined by larger, well-proportioned modules that create an efficient, streamlined system. The butt-joint construction introduces a visible 'Edge' detail.





cost-effective collaboration

We understand the importance of cost-effectiveness for businesses of all sizes, and that's why we have designed Huddlebox® Edge with an emphasis on delivering exceptional value, without compromising quality. By offering a scalable seating solution at a budget-friendly price point, Huddlebox® Edge allows teamwork and productivity to be boosted without breaking the bank.

it's all in the detail


FEATURED EDGE DETAILS

Huddlebox® Edge features a butt joint construction for easy assembly and an exposed edge detail, giving the seating system a sleek, modern look perfect for collaborative spaces.




SEATS WITH BACKS AVAILABLE

Huddlebox® full seats offer a more comfortable and ergonomic experience, with their thoughtfully designed upholstered seats and seat backs.



INTEGRATE BIOPHILIC DESIGN

The Huddlebox® Edge planter modules integrate plants into tiered seating, enhancing your space with biophilic design for a calming, wellbeing-boosting atmosphere.



LARGER MODULES

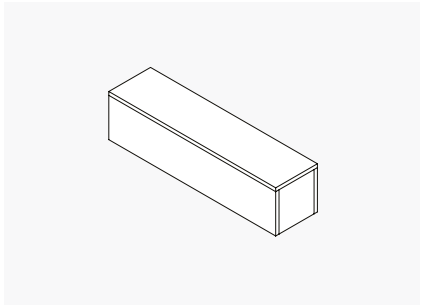
With fewer individual pieces to assemble, the installation process becomes more efficient, reducing labour costs and construction time.



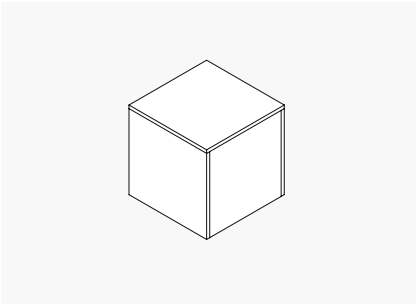
ADDITIONAL ACCESSORIES

Whether it's adding tables to create a portable, compact workspace, optimising space with storage, enhancing mobility with castors, these options ensure you can create a tailored and functional seating system that aligns perfectly with the demands of any team in any environment.

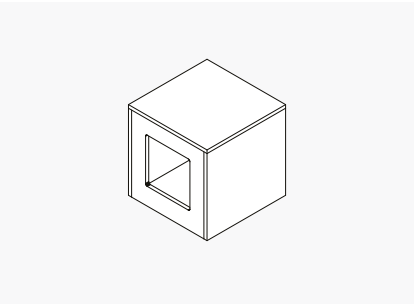
Huddlebox® Edge modules



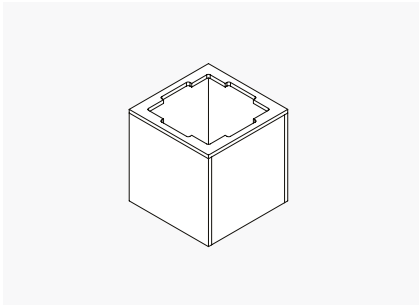
Module 1
W: 900 x D: 225 x H: 225 mm



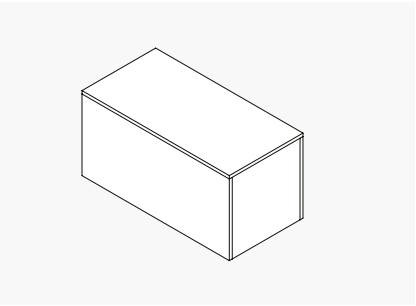
Module 2
W: 450 x D: 450 x H: 450 mm



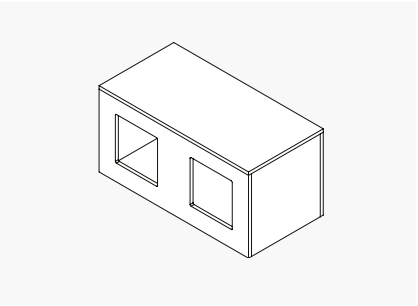
Module 2 Cubby
W: 450 X D: 450 X H: 450 mm



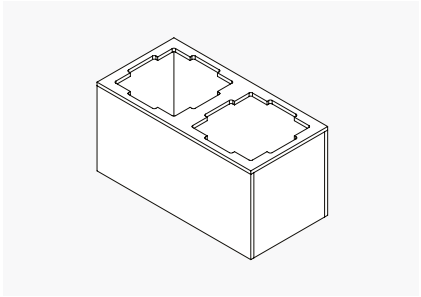
Module 2 Planter
W: 450 x D: 450 x H: 450 mm



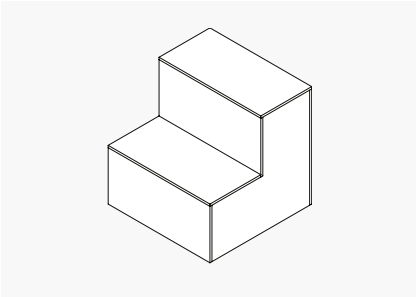
Module 5
W: 900 x D: 450 x H: 450 mm



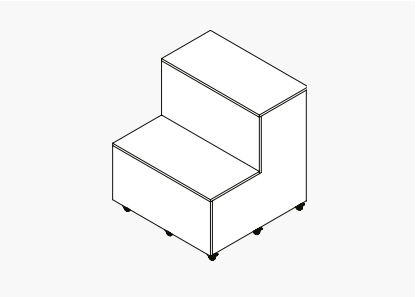
Module 5 Cubby
W: 900 x D: 450 x H: 450 mm



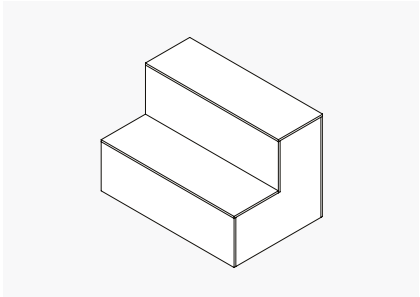
Module 5 Planter
W: 900 x D: 450 x H: 450 mm



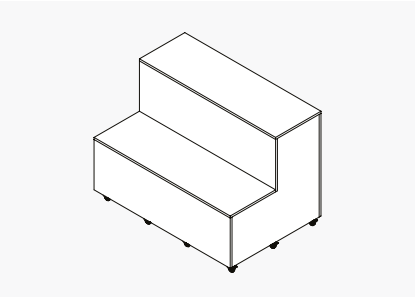
Module 9
W: 900 x D: 900 x H: 900 mm



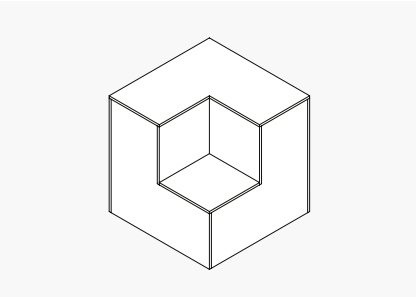
Module 9 with castors
W: 900 x D: 900 x H: 940 mm



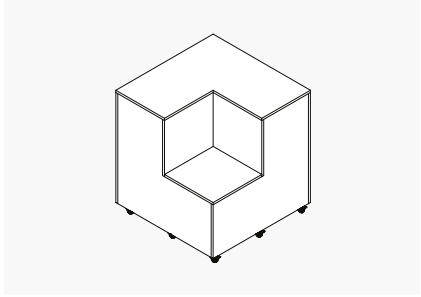
Module 9 Large
W: 1350 x D: 900 x H: 900 mm



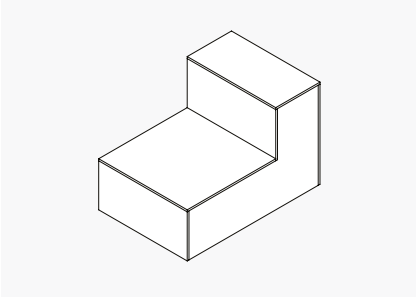
Module 9 Large with castors
W: 1350 x D: 900 x H: 940 mm



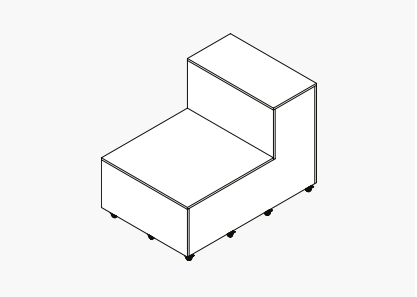
Module 10
W: 900 x D: 900 x H: 900 mm



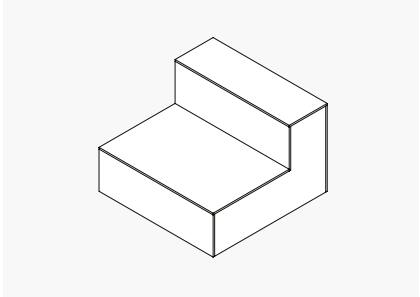
Module 10 with castors
W: 900 x D: 900 x H: 940 mm



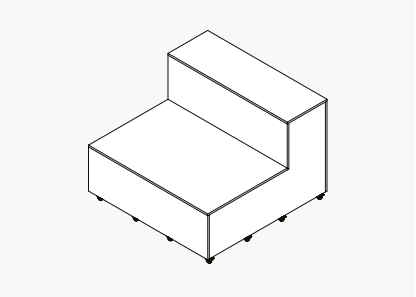
Module 11
W: 900 x D: 1350 x H: 900 mm



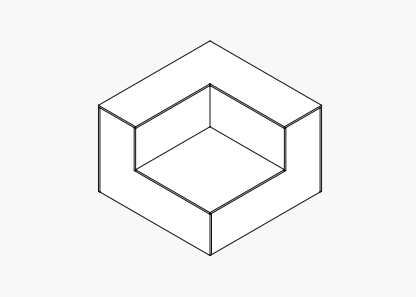
Module 11 with castors
W: 900 x D: 1350 x H: 940 mm



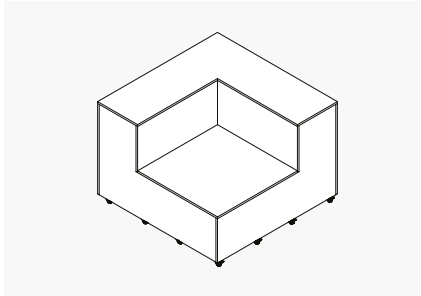
Module 11 Large
W: 1350 x D: 1350 x H: 900 mm



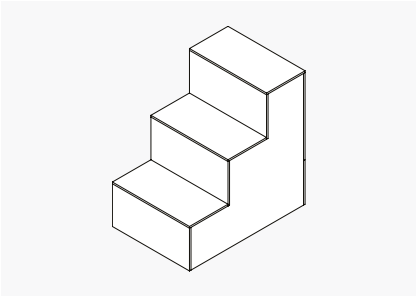
Module 11 Large with castors
W: 1350 x D: 1350 x H: 940 mm



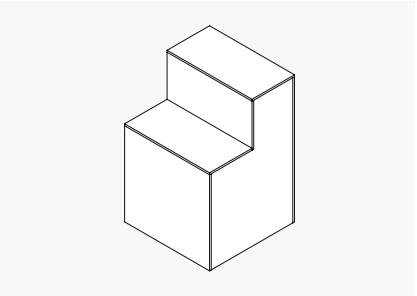
Module 12
W: 1350 x D: 1350 x H: 900 mm



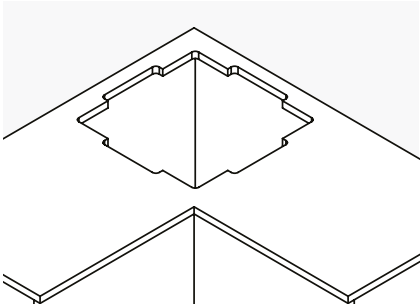
Module 12 with castors
W: 1350 x D: 1350 x H: 940 mm



Module 13
W: 900 x D: 1350 x H: 1350 mm



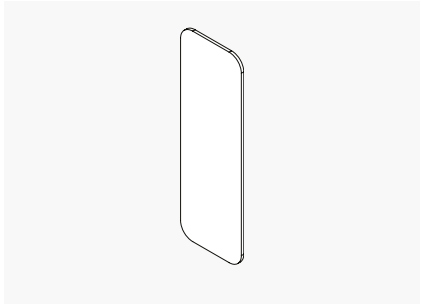
Module 14
W: 900 x D: 900 x H: 1350 mm



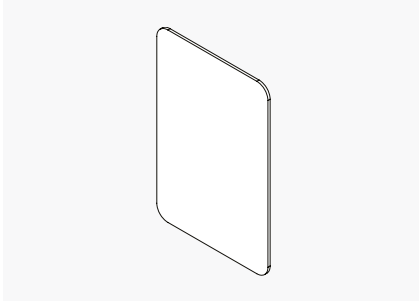
Custom planter cutout and liner

Huddlebox® Edge

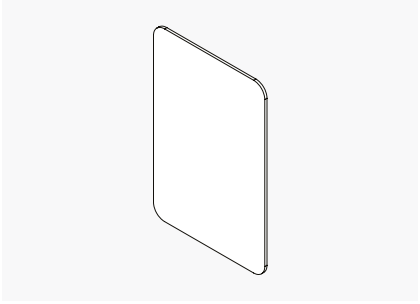
back/side panels



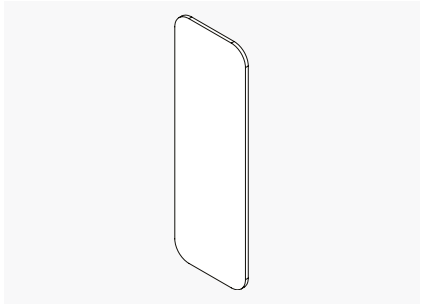
450 x 1350 Back/side panel
W: 450 x D: 18 x H: 1350 mm



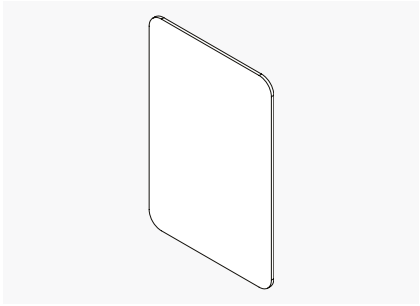
900 x 1350 Back/side panel
W: 900 x D: 18 x H: 1350 mm



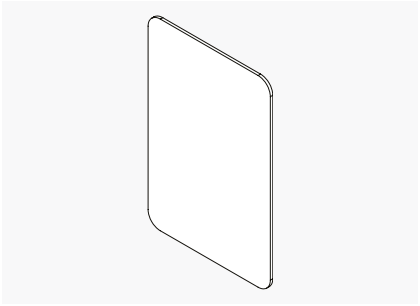
1350 x 1350 Back/side panel
W: 1350 x D: 18 x H: 1350 mm



450 x 1800 Back/side panel
W: 450 x D: 18 x H: 1800 mm



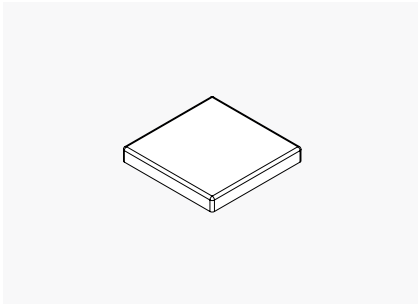
900 x 1800 Back/side panel
W: 900 x D: 18 x H: 1800 mm



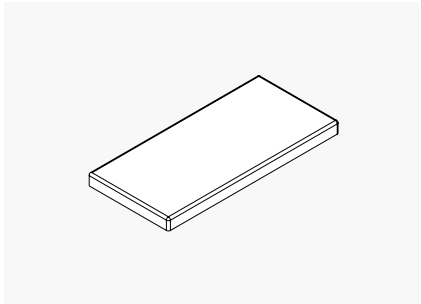
1350 x 1800 Back/side panel
W: 1350 x D: 18 x H: 1800 mm

Huddlebox® Edge

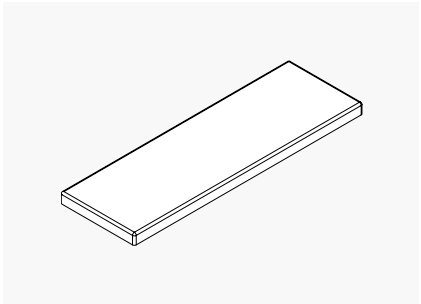
seat pads and full seats



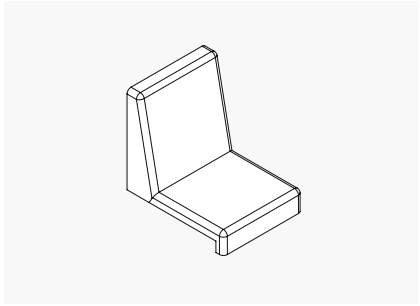
Single Seat Pad
W: 400 x D: 400 x H: 50 mm



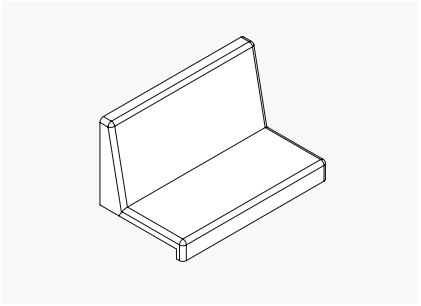
Double Seat Pad
W: 850 x D: 400 x H: 50 mm



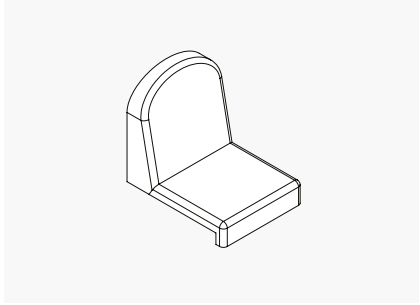
Triple Seat Pad
W: 1300 x D: 400 x H: 50 mm



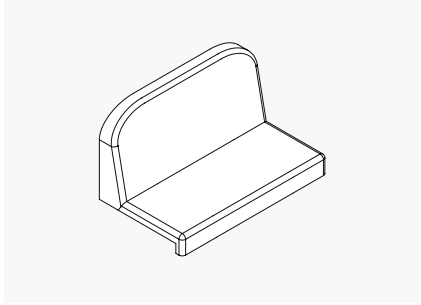
Single Full Seat square back
W: 400 x D: 494x H: 440 mm



Double Full Seat square back
W: 850 x D: 494 x H: 440 mm



Single Full Seat round back
W: 400 x D: 494x H: 440 mm



Double Full Seat round back
W: 850 x D: 494 x H: 440 mm

Huddlebox® Edge accessories



Castors
38 mm braked castor (Black)



Circular 1x UK fused socket (Black or White)
DIA: 90 x H: 15.6 mm



Circular 1x UK fused socket, 1x TUF (1x USB-A and 1x USB-C 25w), (Black or White)
DIA: 90 x H: 15.6 mm



Puma 2x UK Socket (1x USB-A and USB-C)
W: x D: x H: mm



Huddlebox® Round Table
W: 350 x D: 350 x H: 630 mm




Huddlebox® Square Table
W: 350 x D: 350 x H: 630 mm




Huddlebox® Edge finishes

MFC OPTIONS						
Budget friendly construction option, with limited finishes available						
						
Stone Grey KRONOSPAN 0112 PE	Anthracite KRONOSPAN 0164	Black KRONOSPAN 0190	Birch KRONOSPAN 1715	Fine Oak KRONOSPAN 8431	Corbridge Oak EGGER H3395	Dark Select Walnut KRONOSPAN K009

PLYWOOD
Fresh, organic look and feel

Birch

Huddlebox® Edge seat fabrics


BAND	SUPPLIER	FABRIC
1	Camira Camira Camira Camira Inloom Panaz	Era Citadel Gravity Rivet Alba Aston
2	Camira Camira Camira Camira Agua Agua Inloom	Advantage Main Line Flax Replay Vita Lavoro Linetta One
3	Camira Camira Camira Camira Camira	Blazer Halcyon Oceanic Synergy Yoredale
4	Kvadrat Kvadrat Kvadrat	Canvas 2 Divina 3 Remix 3



Huddlebox® Edge configuration example featuring modules 1, modules 11, modules 11 large, modules 12 with custom planter cutout and double seat pads

Huddlebox® Borders

Huddlebox® Borders are a perfect solution to pair with our popular Huddlebox® Edge, bringing a touch of the outside-in, or to use as a beautifully natural way to create space division.



it's all in the detail

INTEGRATE WITH HUDDLEBOX® SEATING

Seamlessly pair with Huddlebox® Edge tiered seating to bring a refreshing touch of nature to your configurations. These planters enhance the aesthetic of any space, creating a harmonious, vibrant environment that fosters creativity and collaboration.

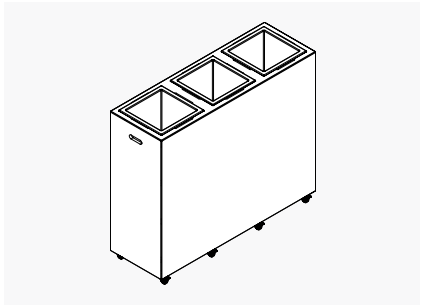


INTEGRATED STORAGE

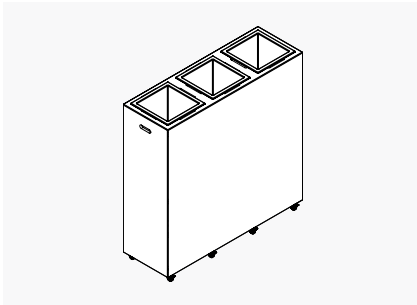
Huddlebox® Borders offer versatile options to suit your needs, available with or without integrated storage. Choose from models with or without doors for easy access and enhanced organisation. Whether you're looking to keep things tidy or prefer a more open design.



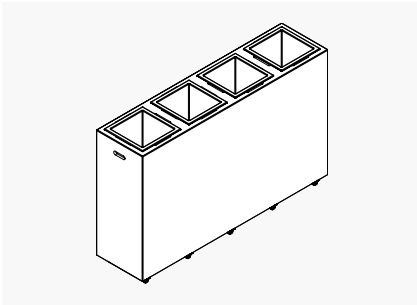
Huddlebox® Borders modules



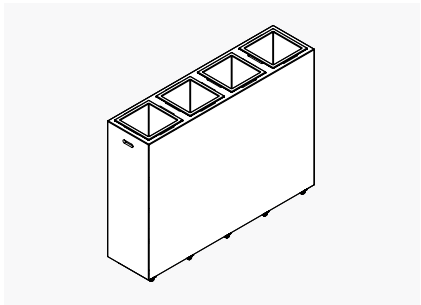
3 Box Planter 1125
W: 1350 x D: 450 x H: 1125 mm



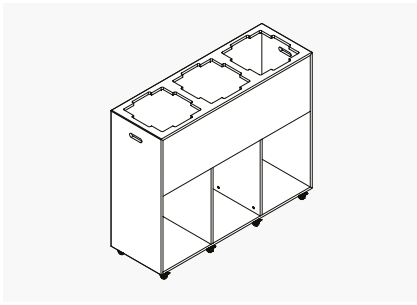
3 Box Planter 1350
W: 1350 x D: 450 x H: 1350 mm



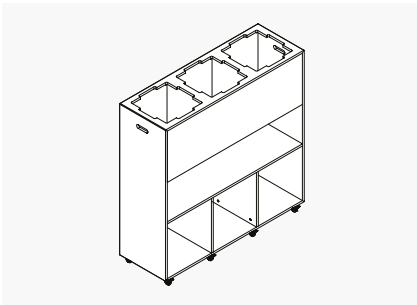
3 Box Planter 1125
W: 1800 x D: 450 x H: 1125 mm



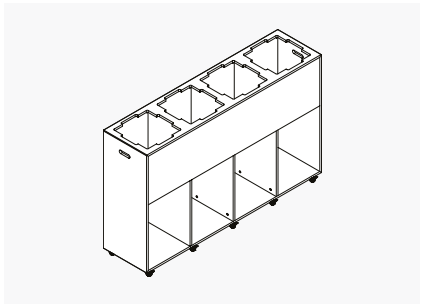
4 Box Planter 1350
W: 1800 x D: 450 x H: 1350 mm



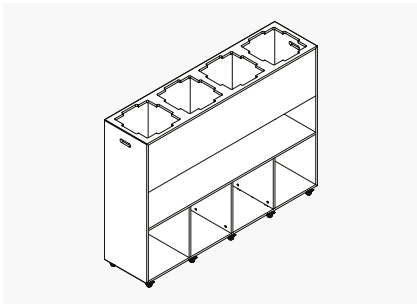
3 Box Planter 1125 open storage
W: 1350 x D: 450 x H: 1125 mm



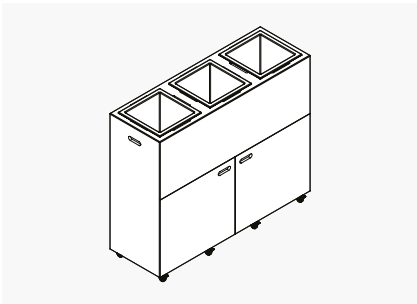
3 Box Planter 1350 open storage
W: 1350 x D: 450 x H: 1350 mm



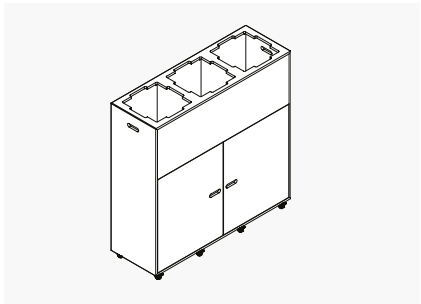
4 Box Planter 1125 open storage
W: 1800 x D: 450 x H: 1125 mm



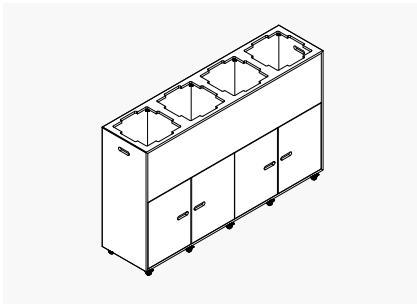
4 Box Planter 1350 open storage
W: 1800 x D: 450 x H: 1350 mm



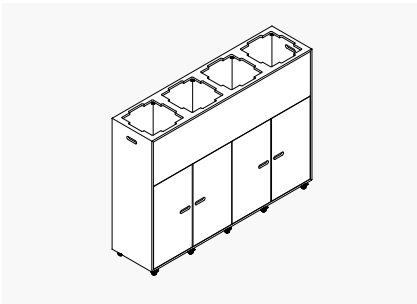
3 Box Planter 1125 storage and doors
W: 1350 x D: 450 x H: 1125 mm



3 Box Planter 1350 storage and doors
W: 1350 x D: 450 x H: 1350 mm



4 Box Planter 1125 storage and doors
W: 1800 x D: 450 x H: 1125 mm



4 Box Planter 1350 storage and doors
W: 1800 x D: 450 x H: 1350 mm

Huddlebox® Borders finishes

MFC OPTIONS

Budget friendly construction option, with limited finishes available



Stone Grey
KRONOSPAN
0112 PE



Anthracite
KRONOSPAN
0164



Black
KRONOSPAN
0190



Birch
KRONOSPAN
1715



Fine Oak
KRONOSPAN
8431



Corbridge Oak
EGGER
H3395



Dark Select Walnut
KRONOSPAN
K009

VENEER OPTIONS

A more economical option to achieve a natural wood finish



Birch



Oak

PLYWOOD

Fresh, organic look and feel



Birch

LAMINATE OPTIONS

Durable and easy to clean option for adding colour



White
KRONOSPAN
0110



Black
KRONOSPAN
0190



Stone Grey
KRONOSPAN
0112 PE



Birch
KRONOSPAN
1715



Stone Oak
KRONOSPAN
5527



Ferrara Oak
KRONOSPAN
8921



Coast Evoke Oak
KRONOSPAN
K365 PW



Elegance Endgrain Oak
KRONOSPAN
K107 PW



Nordic Wood
KRONOSPAN
K088 PW



Sand Grange Oak
KRONOSPAN
K356 PW



Concrete Flow
KRONOSPAN
K350 RT



Dark Atelier
KRONOSPAN
4299 SU



Alby Blue
KRONOSPAN
5994 SU



Cappuccino
KRONOSPAN
0301 SU



Ceramic Red
KRONOSPAN
K098 SU



Dark Emerald
KRONOSPAN
K520 SU


FENIX OPTIONS

Available on request - POA

Huddlebox® Dots

Informal pouffe seating: Agile working from Dot to Dot.

Every workplace benefits from informal seating 'dotted' around! Huddlebox® Dots offer the perfect perch for breakout spaces, collaboration zones, or impromptu meetings, bringing flexibility and style to any environment.





it's all in the detail

ADD A SPLASH OF COLOUR

Huddlebox® Dots add a vibrant splash of color to your projects with DOT pouffes. Stylish and versatile, they brighten spaces while offering informal, flexible seating for dynamic, collaborative environments.

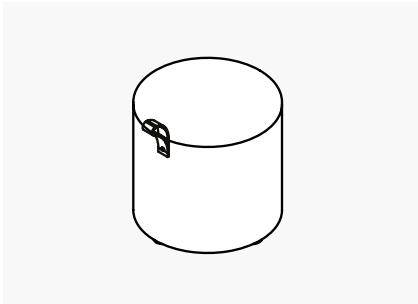


PRACTICAL DETAILS FOR STYLISH SEATING

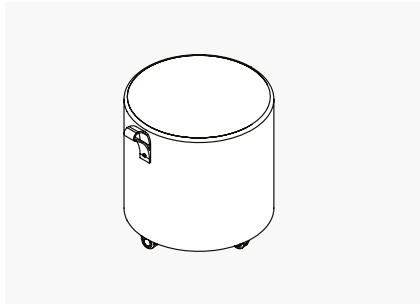
Huddlebox® Dot seating is designed with practicality and style in mind. Plastic feet and handles come as standard, ensuring stability and durability on any surface, while a stylish leather handle adds both elegance and easy mobility. Optional castors enhance flexibility, allowing effortless movement for dynamic, ever-changing spaces. These thoughtful details make Huddlebox® Dots perfect for creating flexible, functional, and visually appealing environments.



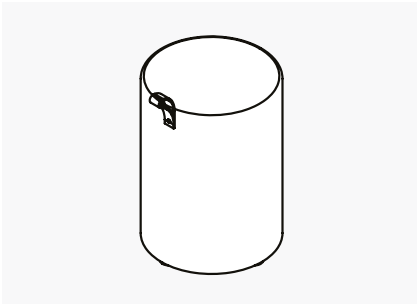
Huddlebox® Dots modules



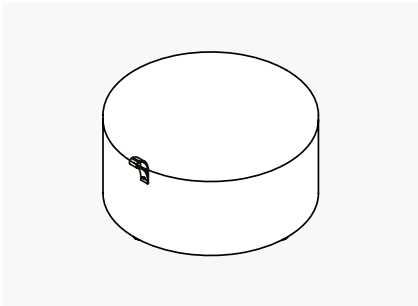
Round 400
DIA: 400 x H: 410 mm



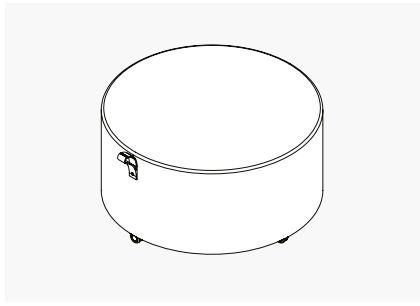
Round 400 with castors
DIA: 400 x H: 450 mm



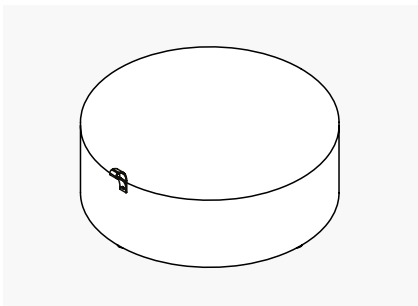
Round 400 Tall
DIA: 400 x H: 610 mm



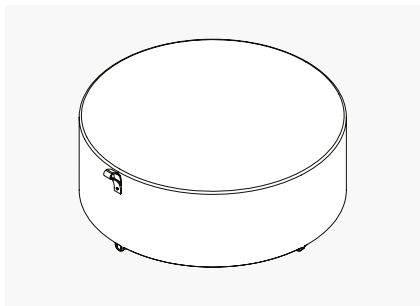
Round 900
DIA: 900 x H: 410 mm



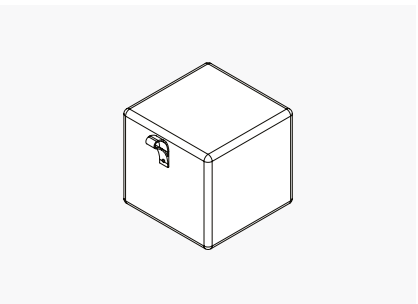
Round 900 with castors
DIA: 900 x H: 450 mm



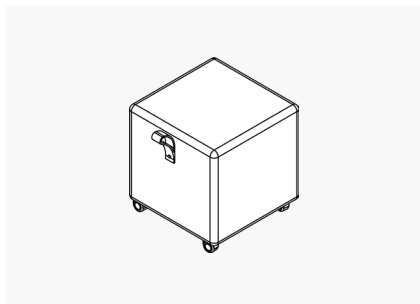
Round 1200
DIA: 1200 x H: 410 mm



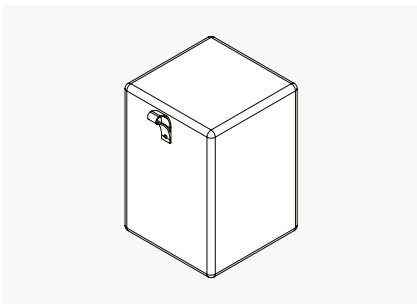
Round 1200 with castors
DIA: 1200 x H: 450 mm



Square 400
W: 400 x D: 400 x H: 410 mm



Square 400 with castors
W: 400 x D: 400 x H: 450 mm




Square 400 Tall
W: 400 x D: 400 x H: 610 mm

Huddlebox® Dots seat fabrics

BAND	SUPPLIER	FABRIC
1	Camira Camira Camira Camira Inloom Panaz	Era Citadel Gravity Rivet Alba Aston
2	Camira Camira Camira Camira Agua Agua Inloom	Advantage Main Line Flax Replay Vita Lavoro Linetta One
3	Camira Camira Camira Camira Camira	Blazer Halcyon Oceanic Synergy Yoredale
4	Kvadrat Kvadrat Kvadrat	Canvas 2 Divina 3 Remix 3



workagile



UK Head Office

Pineapple House, Westmead,
Aylesford, Maidstone, ME20 6XJ

+44 (0)20 3904 6688

London Showroom

41 Pear Tree Street, Clerkenwell,
London, EC1V 3AG

london@work-agile.com

Manchester Showspace

18 Lower Byrom Street,
Manchester, M3 4AP

work-agile.com