

workagile

MAKING SPACES AGILE



Huddlebox[®] Collection



work-agile.com

workagile

making spaces agile

Workagile design and manufacture flexible furniture solutions that enable companies to adapt and flex as business needs change. We believe that a truly agile workspace will always provide choice, and Workagile furniture designs will do exactly that to any workspace.

With a focus on modular and creative designs that are inherently sustainable through the option to reconfigure and reuse, either within the existing area or in a completely new workspace, Workagile solutions will truly save you time, money and effort!

Today's hybrid focused workspaces show a growing need for adaptability, and Workagile furniture solutions support this shift, encouraging productivity through enabling better collaboration, communication and creativity.

empowering organisations
globally to create **flexible,**
dynamic and **efficient** spaces

inherently sustainable

Workagile promote best practices, reduce environmental impacts and help our clients do the same through flexible and modular furniture systems. Recognising the environment as a shared responsibility, we source timber from responsibly managed forests and prioritise certified materials.

CAREFULLY SELECTED MATERIALS

We use FSC-certified materials as a minimum standard, ensuring sustainable sourcing. Durable materials extend product lifespans, while recyclable options like PET felts and reduced plastic usage in products and packaging further minimise waste.

MODULAR, REUSABLE DESIGNS

Our modular products are reconfigurable and reusable, allowing them to adapt to new spaces easily. This versatility reduces waste compared to bulky, immovable alternatives.

REDUCING CARBON FOOTPRINT


We cut emissions by consolidating shipments, sourcing from the UK and Europe, and maintaining a fleet of electric and hybrid vehicles. Solar panels power key operations in our warehouse and offices, reducing reliance on non-renewable energy.

CIRCULAR DESIGN

Circular design principles guide our process, focusing on waste reduction and product longevity. Modular and recyclable products like Huddlebox® are designed to be reused, repaired, and repurposed, reducing landfill contributions.

SIGNED AND SEALED

Workagile proudly holds FISP accreditation and FSC/PEFC certifications, ensuring our products meet the highest environmental standards. With every product, we remain committed to sustainable, responsible practices.



CONTENTS

Huddlebox® Edge

10

The Huddlebox® Edge is the most cost-effective option, featuring larger modules for enhanced value. Its unique butt join construction creates a visible 'edge' detail, offering a modern aesthetic.



Huddlebox® Original

24

Our mid-priced option, offers more than just a box. It's a unique piece of design engineering with mitred edges, allowing for unlimited tiered seating configurations. This flexible design fosters creativity, making it ideal for hybrid work environments where collaboration is key.



Huddlebox® Stack

38

The premium option is designed for simplicity and ease of use, each module connects effortlessly and can be reconfigured as needed. Built to adapt, The Huddlebox® Stack moves with your business, allowing you to customise layouts to suit your team's activities at any given moment.



Huddlebox® Borders

50


Huddlebox® Borders are a perfect solution to pair with our popular Huddlebox® seating range, bringing a touch of the outside-in, or to use as a beautifully natural way to create space division.



Huddlebox® Dots

56

Every workplace benefits from informal seating 'dotted' around! Huddlebox® Dots offer the perfect perch for breakout spaces, collaboration zones, or impromptu meetings, bringing flexibility and style to any environment.




endless configurations

With thousands of unique configurations, combinations are limitless and truly bespoke to your needs. Companies change, grow, adapt and, of course, move. The best designs include future proofing calling for a more modular and reconfigurable solution.

We offer a variety of pre-set configurations, simplifying the design process for architects and empowering users to easily select the perfect setup to suit their needs, team size, and available space - this user-friendly feature ensures a seamless integration into existing plans.

Huddlebox® EDGE CONFIGURATION IDEAS



Huddlebox® ORIGINAL CONFIGURATION IDEAS

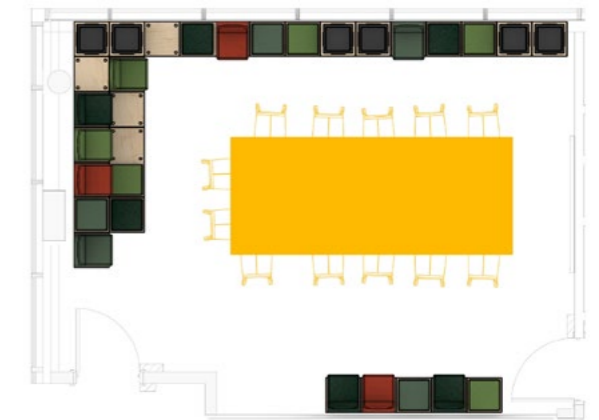

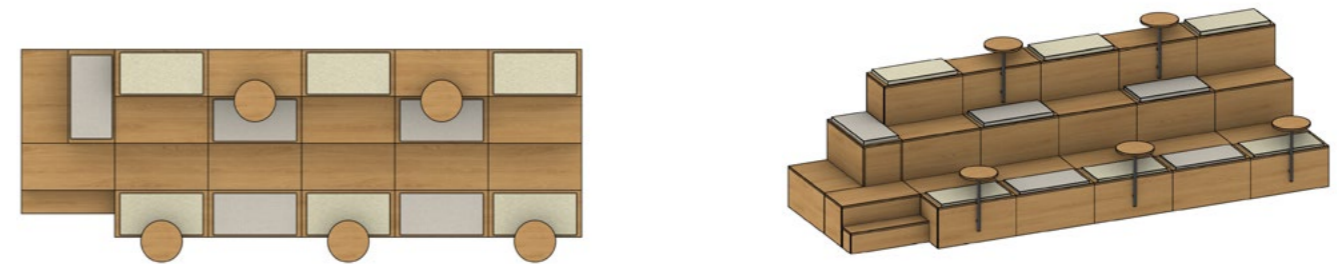


Huddlebox® STACK CONFIGURATION IDEAS




bespoke configurations

Bespoke configurations are also available to ensure the configurations suit your wider project design intent. Contact us to help design and visualise your ideas.



Huddlebox[®] Edge

Huddlebox[®] Edge is our most affordable tiered seating option, with larger sized modules that make the system more cost-effective. The butt joint construction method means there is a visible 'edge' detail, where the panels of the modules are connected.





cost-effective collaboration

We understand the importance of cost-effectiveness for businesses of all sizes, and that's why we have designed Huddlebox® Edge with an emphasis on delivering exceptional value, without compromising quality. By offering a scalable seating solution at a budget-friendly price point, Huddlebox® Edge allows teamwork and productivity to be boosted without breaking the bank.

it's all in the detail


FEATURED EDGE DETAILS

Huddlebox® Edge features a butt joint construction for easy assembly and an exposed edge detail, giving the seating system a sleek, modern look perfect for collaborative spaces.



SEATS WITH BACKS AVAILABLE

Huddlebox® full seats offer a more comfortable and ergonomic experience, with their thoughtfully designed upholstered seats and seat backs.



INTEGRATE BIOPHILIC DESIGN

The Huddlebox® Edge planter modules integrate plants into tiered seating, enhancing your space with biophilic design for a calming, wellbeing-boosting atmosphere.



LARGER MODULES

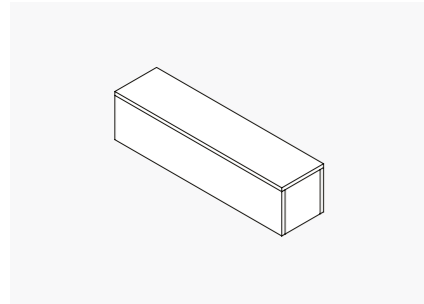
With fewer individual pieces to assemble, the installation process becomes more efficient, reducing labour costs and construction time.



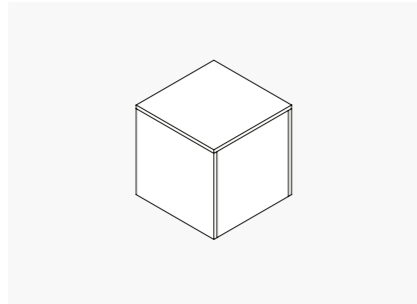
ADDITIONAL ACCESSORIES

Whether it's adding tables to create a portable, compact workspace, optimising space with storage, enhancing mobility with castors, these options ensure you can create a tailored and functional seating system that aligns perfectly with the demands of any team in any environment.


Huddlebox® Edge modules



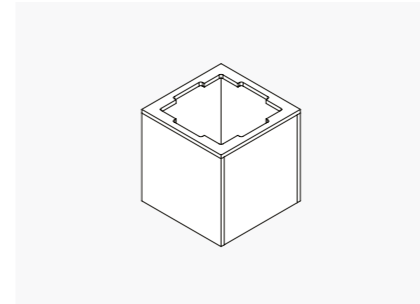
Module 1
W: 900 x D: 225 x H: 225 mm



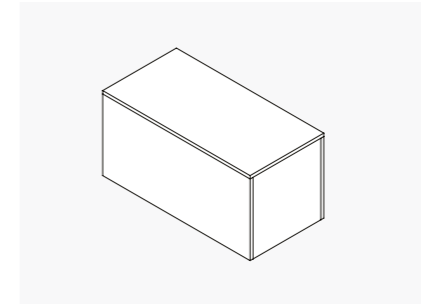
Module 2
W: 450 x D: 450 x H: 450 mm



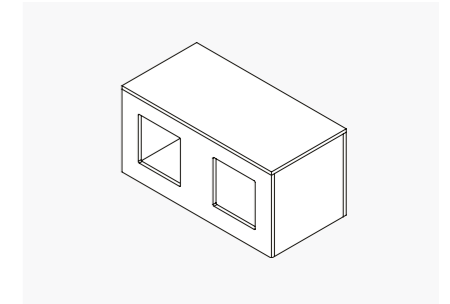
Module 2 Cubby
W: 450 X D: 450 X H: 450 mm



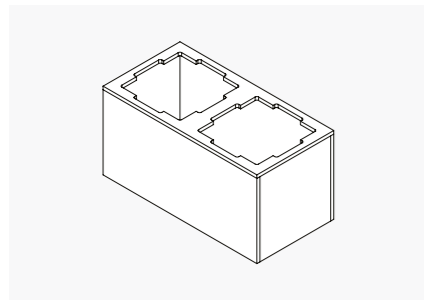
Module 2 Planter
W: 450 x D: 450 x H: 450 mm



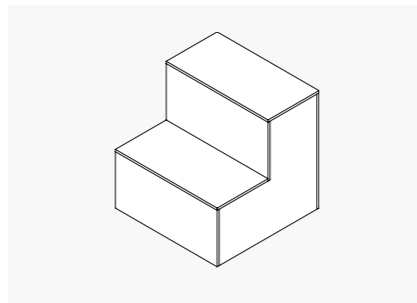
Module 5
W: 900 x D: 450 x H: 450 mm



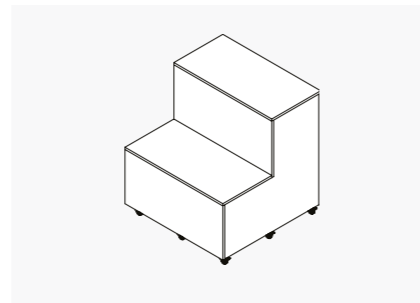
Module 5 Cubby
W: 900 x D: 450 x H: 450 mm



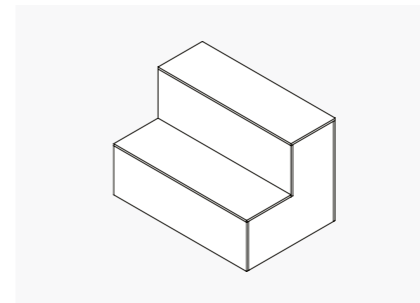
Module 5 Planter
W: 900 x D: 450 x H: 450 mm



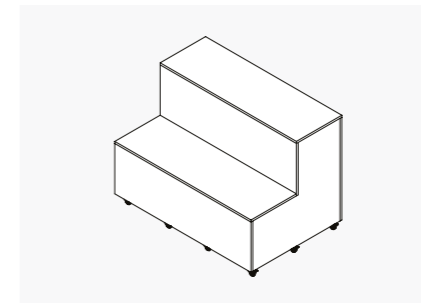
Module 9
W: 900 x D: 900 x H: 900 mm



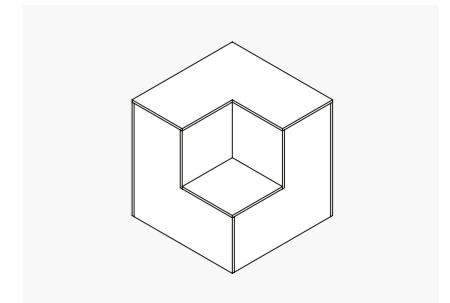
Module 9 with castors
W: 900 x D: 900 x H: 940 mm



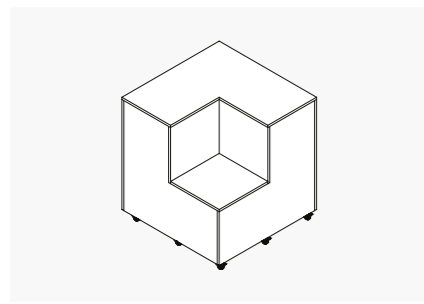
Module 9 Large
W: 1350 x D: 900 x H: 900 mm



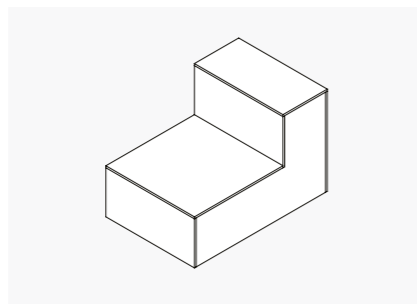
Module 9 Large with castors
W: 1350 x D: 900 x H: 940 mm



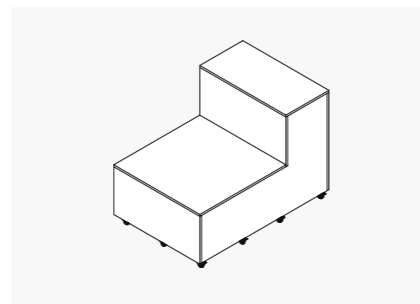
Module 10
W: 900 x D: 900 x H: 900 mm



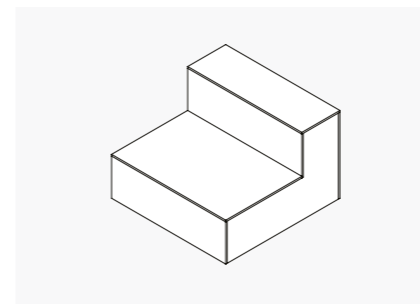
Module 10 with castors
W: 900 x D: 900 x H: 940 mm



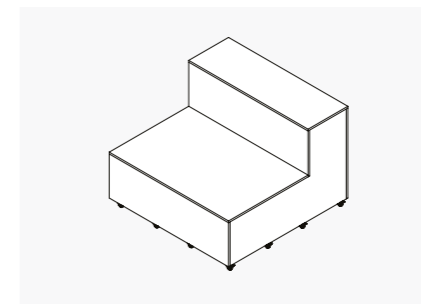
Module 11
W: 900 x D: 1350 x H: 900 mm



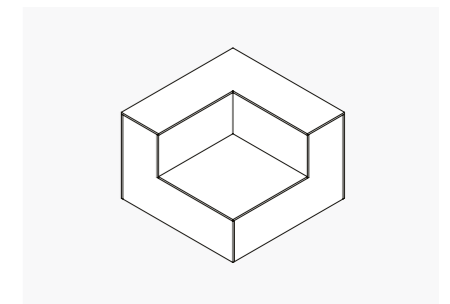
Module 11 with castors
W: 900 x D: 1350 x H: 940 mm



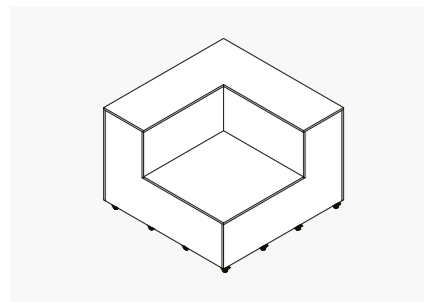
Module 11 Large
W: 1350 x D: 1350 x H: 900 mm



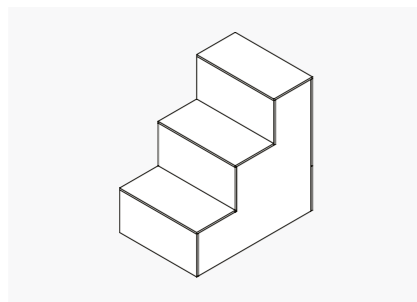
Module 11 Large with castors
W: 1350 x D: 1350 x H: 940 mm



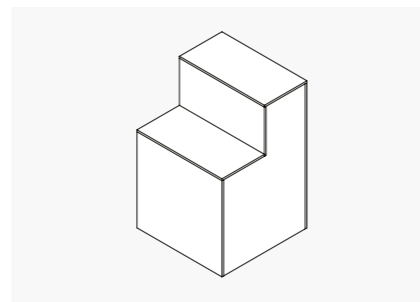
Module 12
W: 1350 x D: 1350 x H: 900 mm



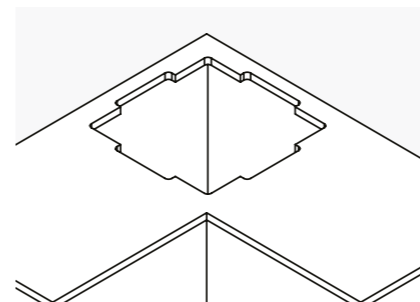
Module 12 with castors
W: 1350 x D: 1350 x H: 940 mm



Module 13
W: 900 x D: 1350 x H: 1350 mm



Module 14
W: 900 x D: 900 x H: 1350 mm



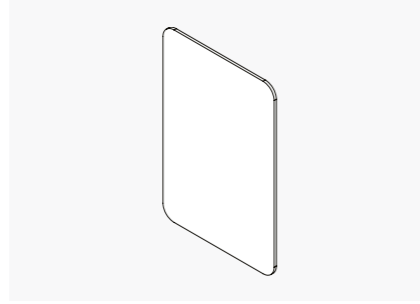
Custom planter cutout and liner

Huddlebox® Edge

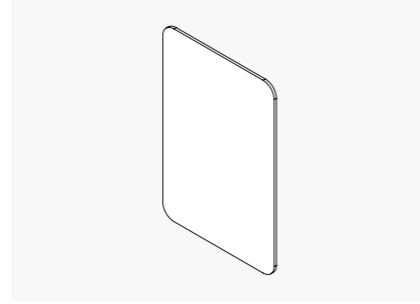
back/side panels



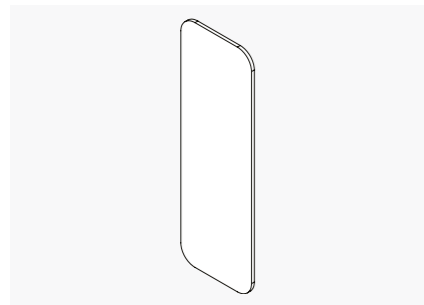
450 x 1350 Back/side panel
W: 450 x D: 18 x H: 1350 mm



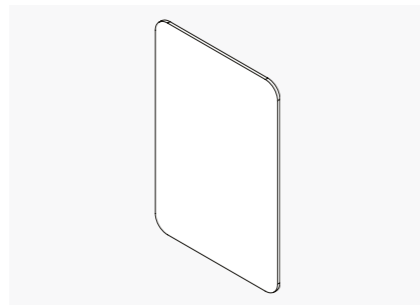
900 x 1350 Back/side panel
W: 900 x D: 18 x H: 1350 mm



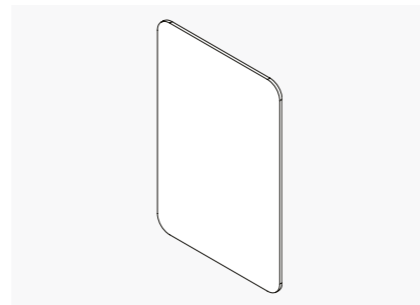
1350 x 1350 Back/side panel
W: 1350 x D: 18 x H: 1350 mm



450 x 1800 Back/side panel
W: 450 x D: 18 x H: 1800 mm



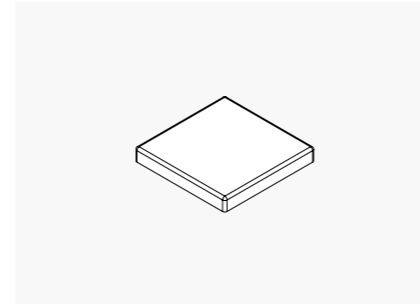
900 x 1800 Back/side panel
W: 900 x D: 18 x H: 1800 mm



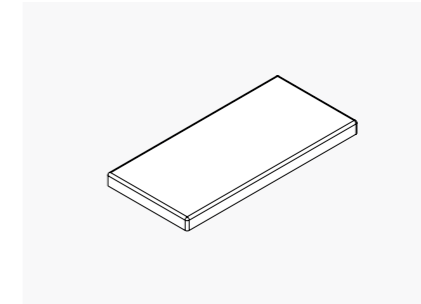
1350 x 1800 Back/side panel
W: 1350 x D: 18 x H: 1800 mm

Huddlebox® Edge

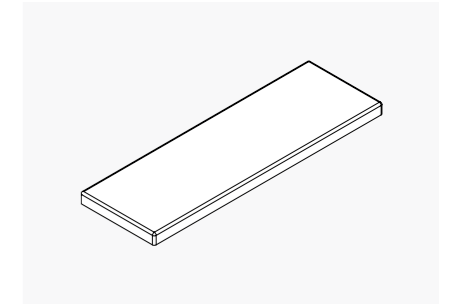
seat pads and full seats



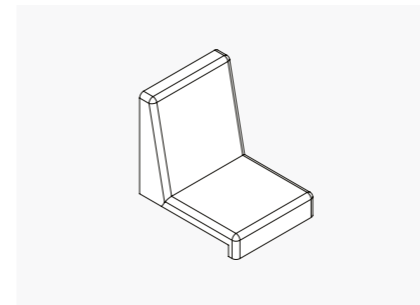
Single Seat Pad
W: 400 x D: 400 x H: 50 mm



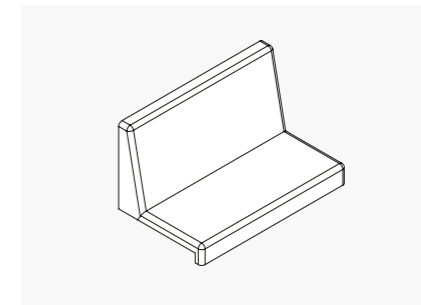
Double Seat Pad
W: 850 x D: 400 x H: 50 mm



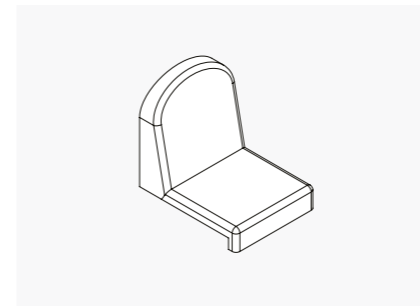
Triple Seat Pad
W: 1300 x D: 400 x H: 50 mm



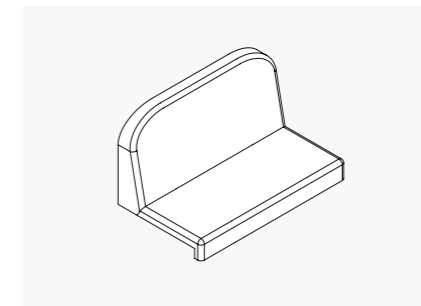
Single Full Seat square back
W: 400 x D: 494 x H: 440 mm



Double Full Seat square back
W: 850 x D: 494 x H: 440 mm



Single Full Seat round back
W: 400 x D: 494 x H: 440 mm



Double Full Seat round back
W: 850 x D: 494 x H: 440 mm

Huddlebox® Edge accessories



Castors
38 mm braked castor (Black)



Circular 1x UK fused socket (Black or White)
DIA: 90 x H: 15.6 mm



Circular 1x UK fused socket, 1x TUF (1x USB-A and 1x USB-C 25w), (Black or White)
DIA: 90 x H: 15.6 mm



Puma 2x UK Socket (1x USB-A and USB-C)
W: x D: x H: mm



Huddlebox® Round Table
W: 350 x D: 350 x H: 630 mm



Huddlebox® Square Table
W: 350 x D: 350 x H: 630 mm



Huddlebox® Edge finishes

MFC OPTIONS


Budget friendly construction option, with limited finishes available



Stone Grey
KRONOSPAN
0112 PE



Anthracite
KRONOSPAN
0164



Black
KRONOSPAN
0190



Birch
KRONOSPAN
1715



Fine Oak
KRONOSPAN
8431



Corbridge Oak
EGGER
H3395



Dark Select Walnut
KRONOSPAN
K009

PLYWOOD

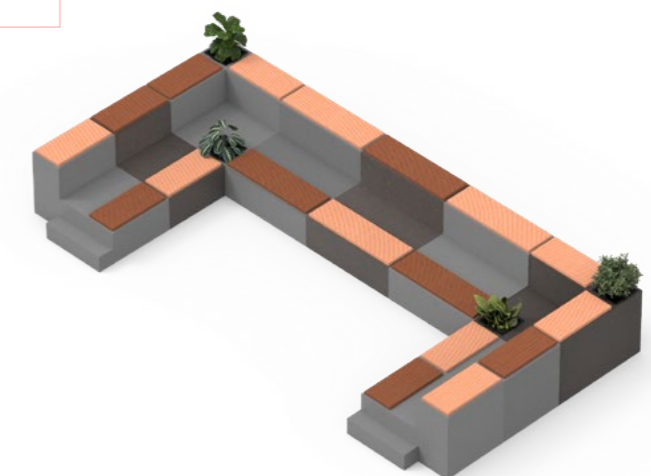
Fresh, organic look and feel



Birch

Huddlebox® Edge seat fabrics

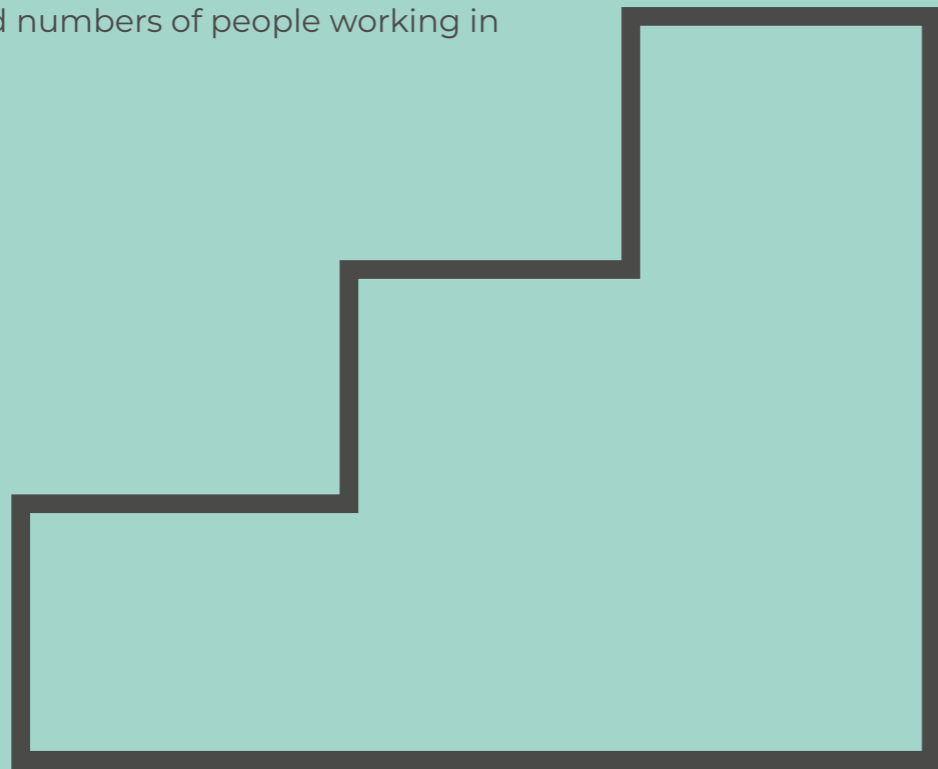
BAND	SUPPLIER	FABRIC
1	Camira Camira Camira Camira Inloom Panaz	Era Citadel Gravity Rivet Alba Aston
2	Camira Camira Camira Camira Agua Agua Inloom	Advantage Main Line Flax Replay Vita Lavoro Linetta One
3	Camira Camira Camira Camira Camira	Blazer Halcyon Oceanic Synergy Yoredale
4	Kvadrat Kvadrat Kvadrat	Canvas 2 Divina 3 Remix 3

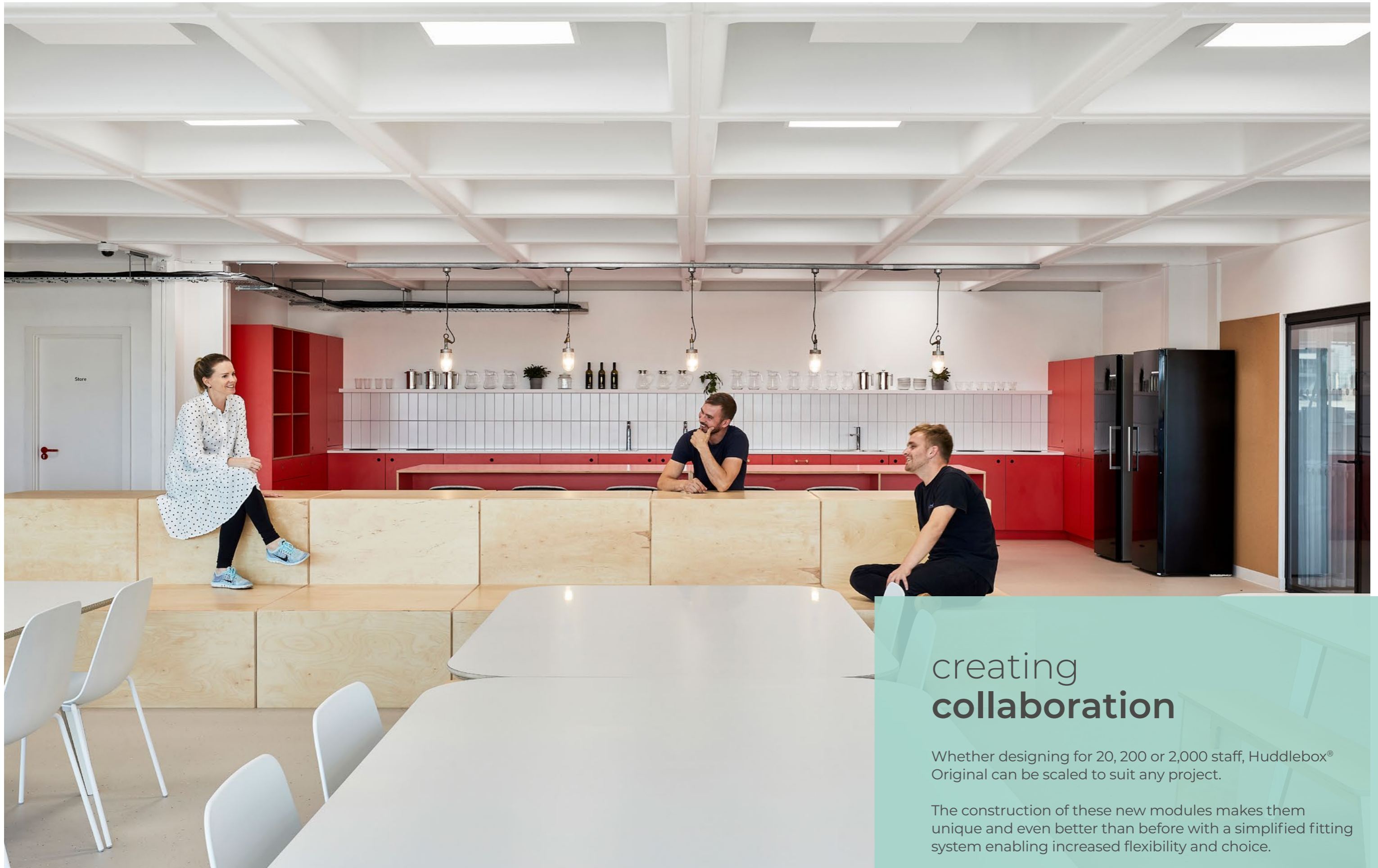


Huddlebox® Edge configuration example featuring modules 1, modules 11, modules 11 large, modules 12 with custom planter cutout and double seat pads

Huddlebox® Original

Huddlebox® Original is no ordinary box. It is a unique piece of design engineering, enabling you to create unlimited tiered seating layouts – getting people in a creative mindset, something that is more important than ever with increased numbers of people working in a hybrid way.





creating collaboration

Whether designing for 20, 200 or 2,000 staff, Huddlebox® Original can be scaled to suit any project.

The construction of these new modules makes them unique and even better than before with a simplified fitting system enabling increased flexibility and choice.

it's all in the detail


SIGNATURE EDGE DETAIL

Our unique and stunning edge design brings a touch of finesse, resulting in our signature, clean and elegant look.



SEATS WITH BACKS AVAILABLE

Huddlebox® full seats offer a more comfortable and ergonomic experience, with their thoughtfully designed upholstered seats and seat backs.



INTEGRATE BIOPHILIC DESIGN

The Huddlebox® Original planter modules integrate plants into tiered seating, enhancing your space with biophilic design for a calming, wellbeing-boosting atmosphere.



WIDE RANGE OF FINISHES

Huddlebox® Original offers a wide range of colours and finishes, from natural wood to coloured laminates, perfect for any project.



STORAGE OPTIONS

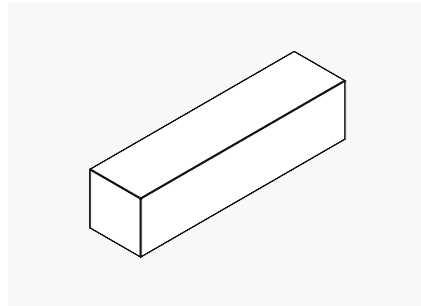
New flexible storage options to maximise space efficiency, with compact units for small spaces and larger modules for bigger items.

INDIVIDUAL MODULES

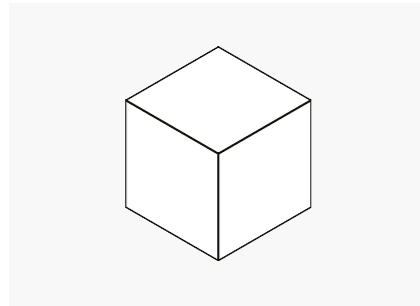
Huddlebox® Original come with a much larger selection of module sizes meaning you can create unique configurations for every project.



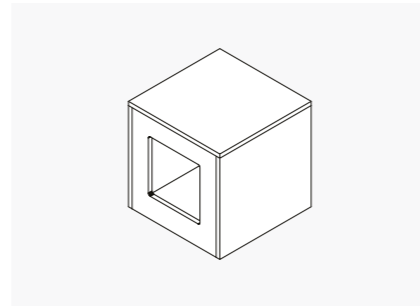
Huddlebox® Original modules



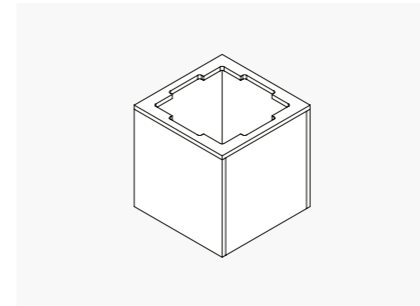
Module 1
W: 900 x D: 225 x H: 225 mm



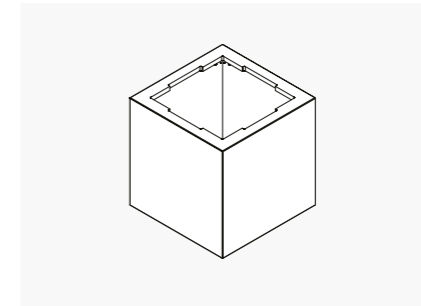
Module 2
W: 450 x D: 450 x H: 450 mm



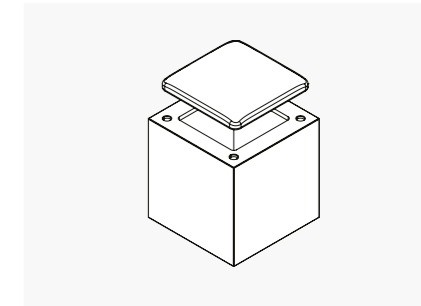
Module 2 Cubby
W: 450 X D: 450 X H: 450 mm



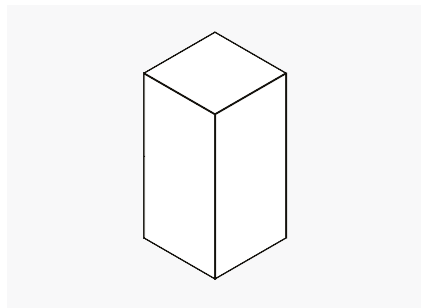
Module 2 Cubby
W: 450 x D: 450 x H: 450 mm



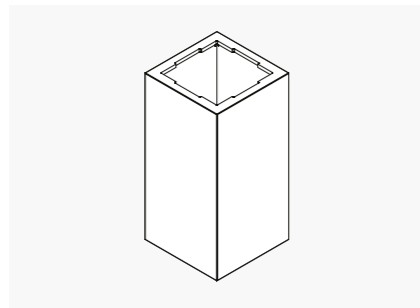
Module 2 Planter
W: 450 x D: 450 x H: 450 mm



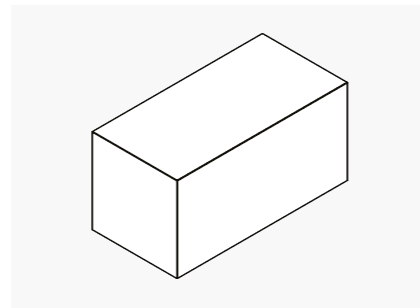
Module 2 Basic Store
W: 450 x D: 450 x H: 450 mm



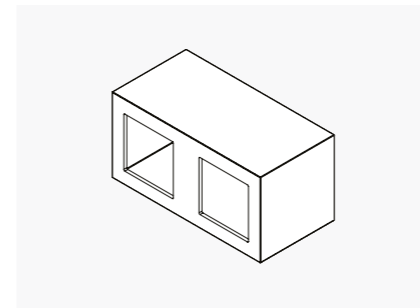
Module 4
W: 900 x D: 450 x H: 900 mm



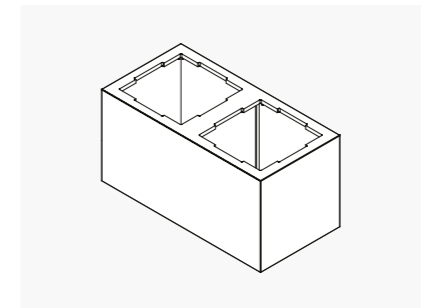
Module 4 Planter
W: 900 x D: 450 x H: 900 mm



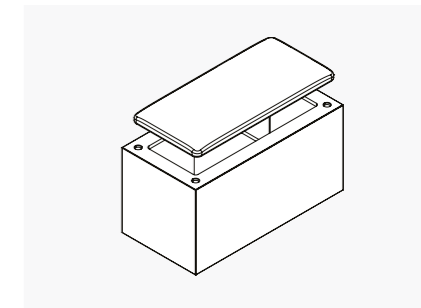
Module 5
W: 900 x D: 450 x H: 450 mm



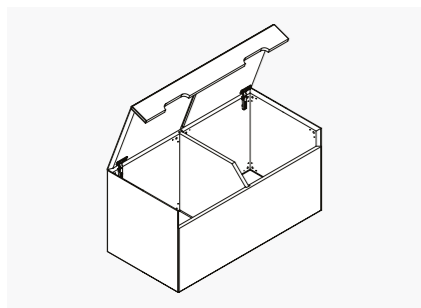
Module 5 Cubby
W: 900 x D: 450 x H: 450 mm



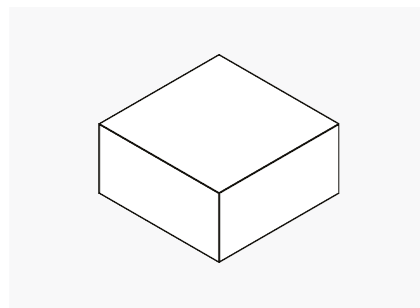
Module 5 Planter
W: 900 x D: 450 x H: 450 mm



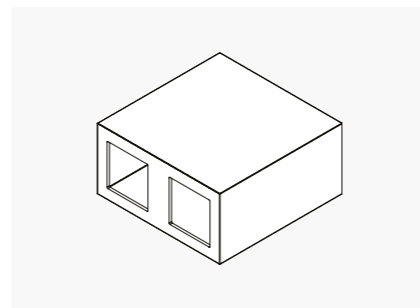
Module 5 Basic Store
W: 900 x D: 450 x H: 450 mm



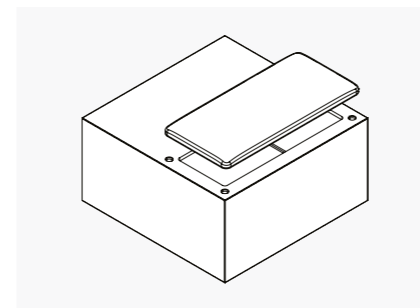
Module 5 Pro Store
W: 900 x D: 450 x H: 450 mm



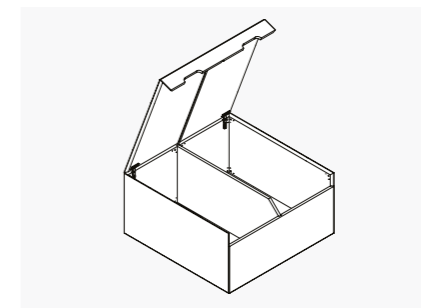
Module 6
W: 900 x D: 900 x H: 450 mm



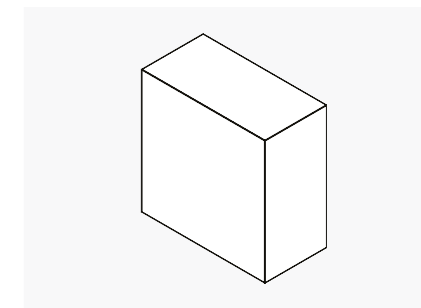
Module 6 Cubby
W: 900 x D: 900 x H: 450 mm



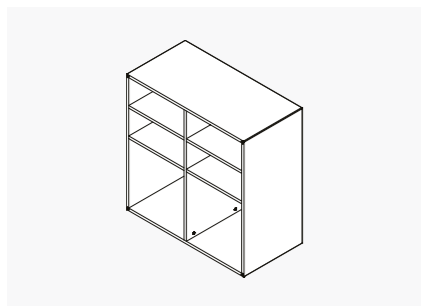
Module 6 Store
W: 900 x D: 900 x H: 450mm



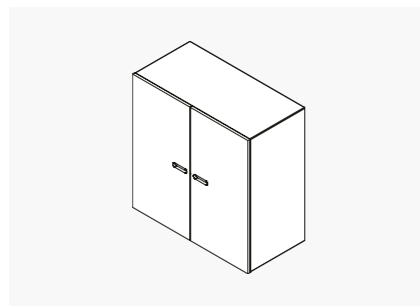
Module 6 Pro Store
W: 900 x D: 900 x H: 450mm



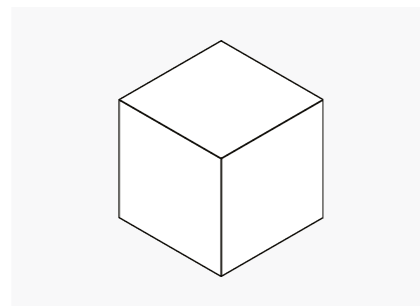
Module 7
W: 900 x D: 450 x H: 900 mm



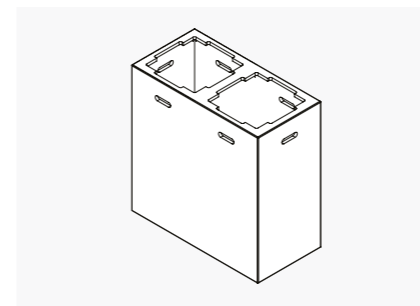
Module 7 Store
W: 900 x D: 450 x H: 900 mm



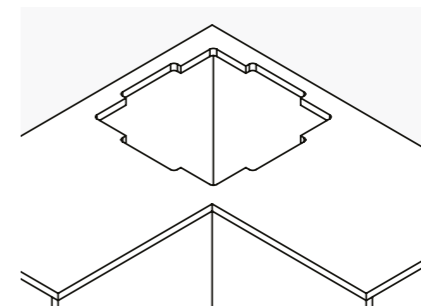
Module 7 Store with doors
W: 900 x D: 450 x H: 900 mm



Module 8
W: 900 x D: 900 x H: 900 mm

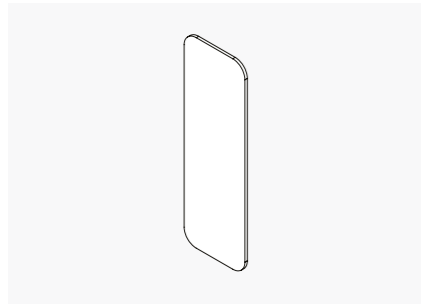


Module 7 Planter
W: 900 x D: 450 x H: 900 mm

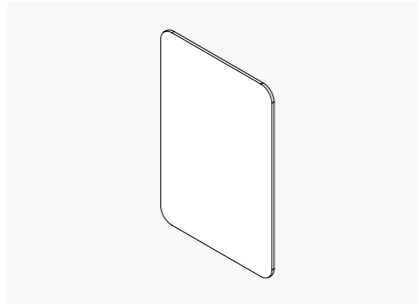


Custom planter cutout and liner

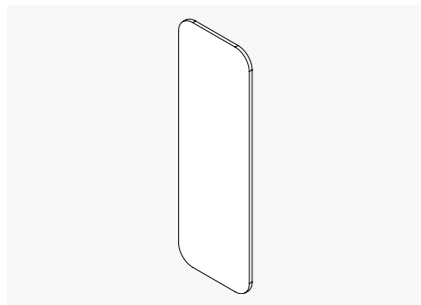
Huddlebox® Original back/side panels



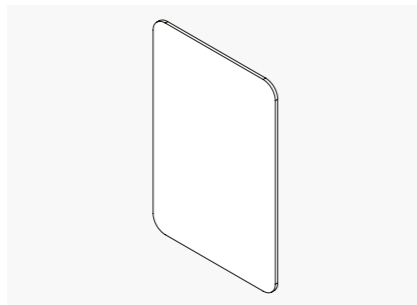
450 x 1350 Back/side panel
W: 450 x D: 18 x H: 1350 mm



900 x 1350 Back/side panel
W: 900 x D: 18 x H: 1350 mm

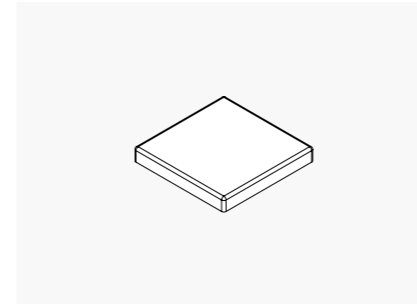


450 x 1800 Back/side panel
W: 450 x D: 18 x H: 1800 mm

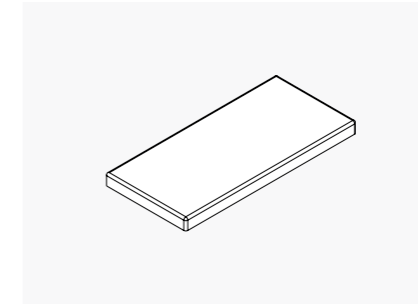


900 x 1800 Back/side panel
W: 900 x D: 18 x H: 1800 mm

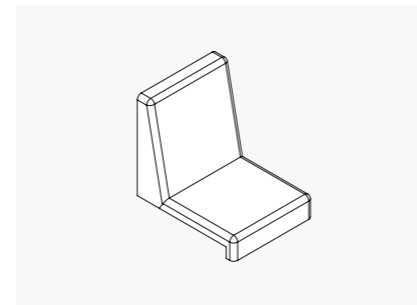
Huddlebox® Original seat pads and full seats



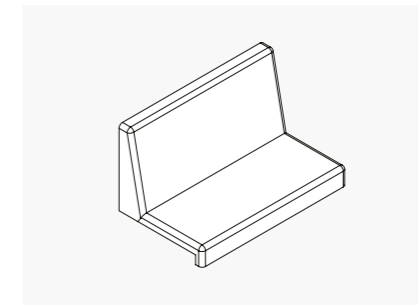
Single Seat Pad
W: 400 x D: 400 x H: 50 mm



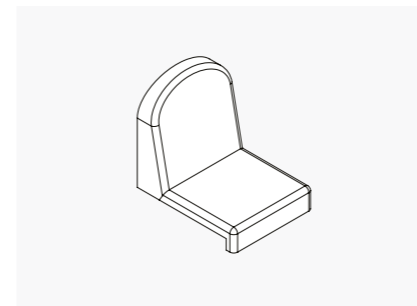
Double Seat Pad
W: 850 x D: 400 x H: 50 mm



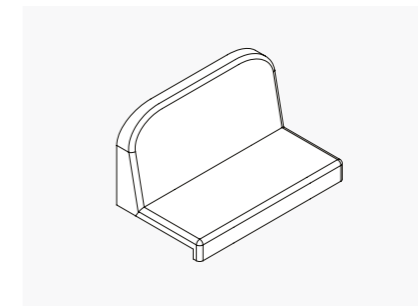
Single Full Seat square back
W: 400 x D: 494 x H: 440 mm



Double Full Seat square back
W: 850 x D: 494 x H: 440 mm



Single Full Seat round back
W: 400 x D: 494 x H: 440 mm



Double Full Seat round back
W: 850 x D: 494 x H: 440 mm

Huddlebox® Original accessories



Castors
38 mm braked castor (Black)



Circular 1x UK fused socket (Black or White)
DIA: 90 x H: 15.6 mm



Circular 1x UK fused socket, 1x TUF (1x USB-A and 1x USB-C 25w), (Black or White)
DIA: 90 x H: 15.6 mm



Puma 2x UK Socket (1x USB-A and USB-C)
W: x D: x H: mm



Huddlebox® Round Table
W: 350 x D: 350 x H: 630 mm



Huddlebox® Square Table
W: 350 x D: 350 x H: 630 mm



Huddlebox® Original finishes

VENEER OPTIONS

A more economical option to achieve a natural wood finish




Birch



Oak

PLYWOOD

Fresh, organic look and feel



Birch

LAMINATE OPTIONS

Durable and easy to clean option for adding colour



White
KRONOSPAN
0110



Black
KRONOSPAN
0190



Stone Grey
KRONOSPAN
0112 PE



Birch
KRONOSPAN
1715



Stone Oak
KRONOSPAN
5527



Ferrara Oak
KRONOSPAN
8921



Coast Evoke Oak
KRONOSPAN
K365 PW



Elegance Endgrain Oak
KRONOSPAN
K107 PW



Nordic Wood
KRONOSPAN
K088 PW



Sand Grange Oak
KRONOSPAN
K356 PW



Concrete Flow
KRONOSPAN
K350 RT



Dark Atelier
KRONOSPAN
4299 SU



Alby Blue
KRONOSPAN
5994 SU



Cappuccino
KRONOSPAN
0301 SU



Ceramic Red
KRONOSPAN
K098 SU



Dark Emerald
KRONOSPAN
K520 SU

FENIX OPTIONS

Available on request - POA

Huddlebox® Original seat fabrics


BAND	SUPPLIER	FABRIC
1	Camira Camira Camira Camira Inloom Panaz	Era Citadel Gravity Rivet Alba Aston
2	Camira Camira Camira Camira Agua Agua Inloom	Advantage Main Line Flax Replay Vita Lavoro Linetta One
3	Camira Camira Camira Camira Camira	Blazer Halcyon Oceanic Synergy Yoredale
4	Kvadrat Kvadrat Kvadrat	Canvas 2 Divina 3 Remix 3



Huddlebox® Original configuration example featuring modules 1, module 2 planters, modules 5, modules 6, double and single seat pads

Huddlebox® Stack

Huddlebox® Stack is a flexible seating solution designed to help teams come together and collaborate, work, play or rest. Easy to build and reconfigure, Huddlebox® Stack will move with your business, and can be easily configured to suit your teams activities for the moment.





stack, move, **reconfigure with ease**

Huddlebox® Stack has been designed with simplicity and ease of use in mind. Connect each module together easily and reconfigure as you need.

With cutout handles for easy handling, and locator holes in the top of each module, Huddlebox® Stack are like big, playful building blocks.

it's all in the detail

STACK, MOVE, AND RECONFIGURE

Huddlebox® Stack has been designed with simplicity and ease of use in mind. Connect each module together easily and reconfigure as you need, our Stack Trolley is the perfect accessory aid.



INTEGRATED HANDLES ON ALL FACES

With cutout handles for easy handling, and locator holes in the top of each module, Huddlebox® Stack are like big, playful building blocks.



WIDE RANGE OF FINISHES

Huddlebox® Stack has the most encompassing range of colours and finishes available of any tiered seating product on the market! From natural wood to coloured laminates, perfect for any project.



SEATS WITH BACKS AVAILABLE

Huddlebox® full seats offer a more comfortable and ergonomic experience, with their thoughtfully designed upholstered seats and seat backs.

INTEGRATE BIOPHILIC DESIGN

The Huddlebox® Stack planter modules integrate plants into tiered seating, enhancing your space with biophilic design for a calming, wellbeing-boosting atmosphere.

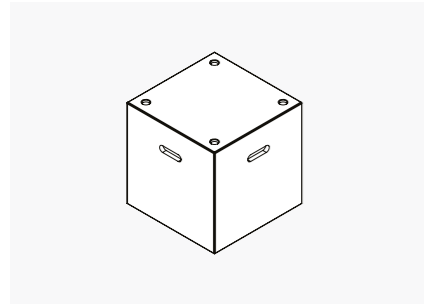


STORAGE OPTIONS

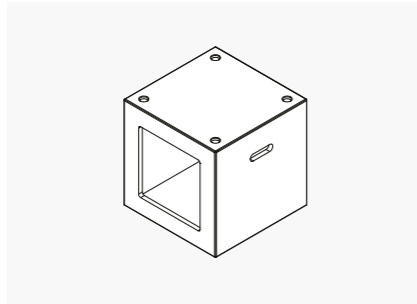
New flexible storage options available, helping you maximise space efficiency in your workspace. From sleek and compact units perfect for smaller spaces, to spacious modules capable of accommodating larger items, our range offers choices for every requirement.



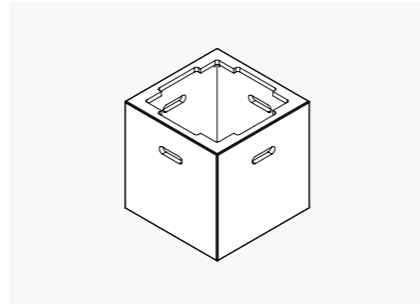
Huddlebox® Stack modules



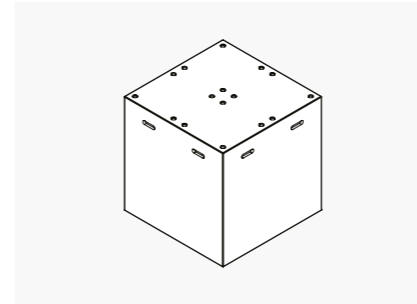
Module 2
W: 450 x D: 450 x H: 450 mm



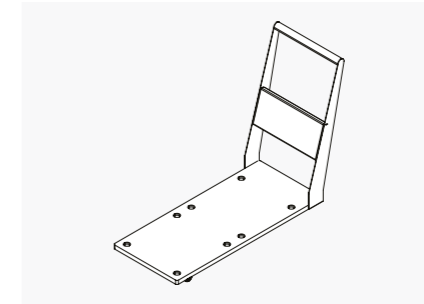
Module 2 Cubby
W: 450 X D: 450 X H: 450 mm



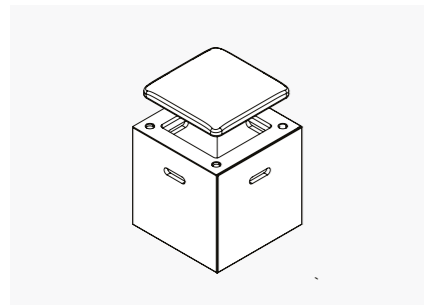
Module 2 Planter
W: 450 x D: 450 x H: 450 mm



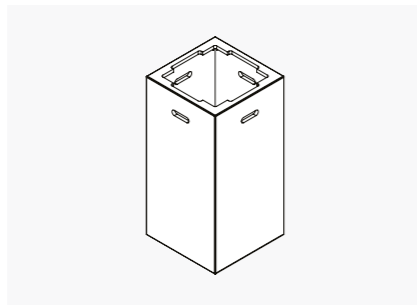
Module 8
W: 900 x D: 900 x H: 900 mm



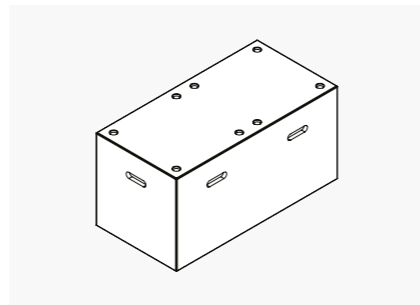
Trolley
W: 515 x D: 1105 x H: 770 mm



Module 2 Basic Store
W: 450 x D: 450 x H: 450 mm

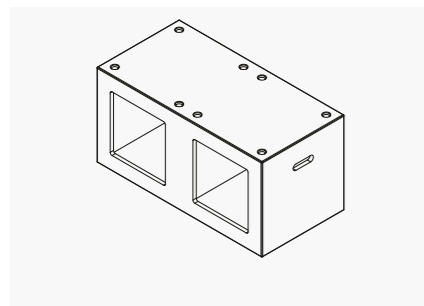


Module 4 Planter
W: 900 x D: 450 x H: 900 mm

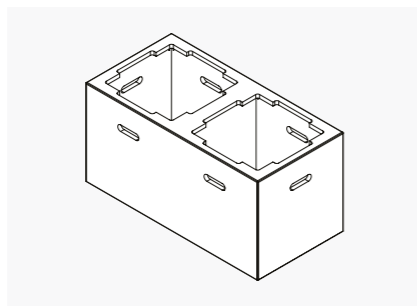


Module 5
W: 900 x D: 450 x H: 450 mm

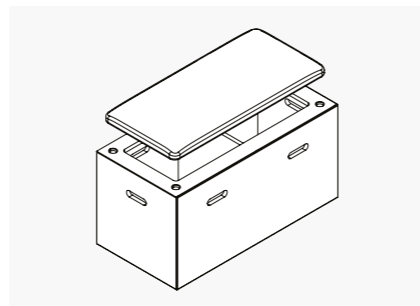
Huddlebox® Stack back/side panels



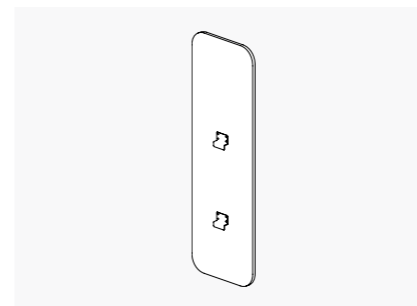
Module 5 Cubby
W: 900 x D: 450 x H: 450 mm



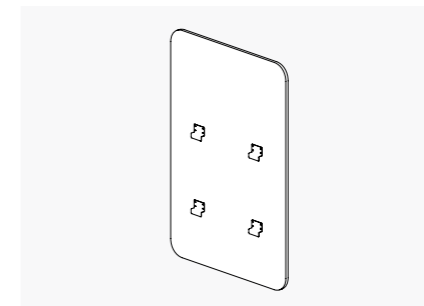
Module 5 Planter
W: 900 x D: 450 x H: 450 mm



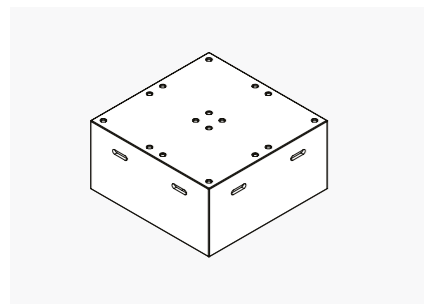
Module 5 Basic Store
W: 900 x D: 450 x H: 450 mm



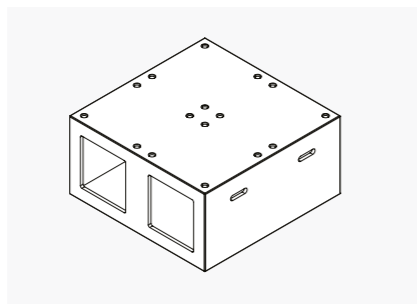
450 x 1350 Back/side panel
W: 450 x D: 18 x H: 1350 mm



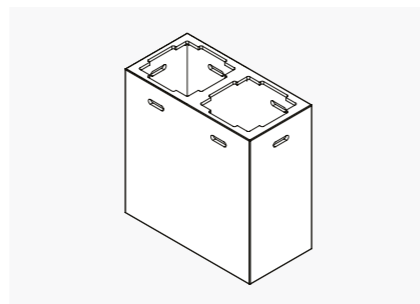
900 x 1350 Back/side panel
W: 900 x D: 18 x H: 1350 mm



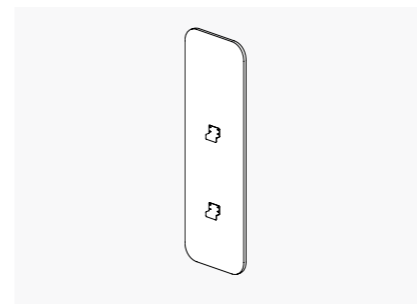
Module 6
W: 900 x D: 900 x H: 450 mm



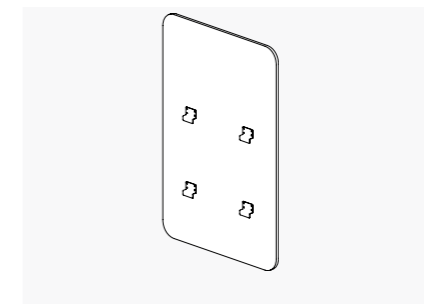
Module 6 Cubby
W: 900 x D: 900 x H: 450 mm



Module 7 Planter
W: 900 x D: 450 x H: 900 mm

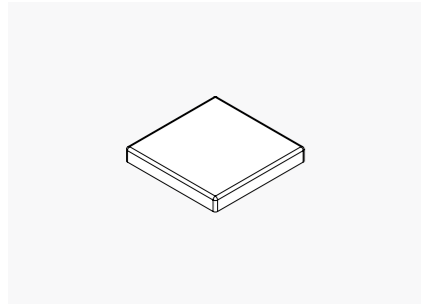


450 x 1800 Back/side panel
W: 450 x D: 18 x H: 1800 mm

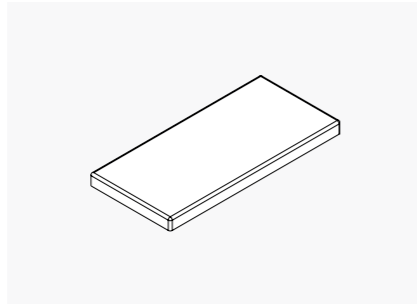


900 x 1800 Back/side panel
W: 900 x D: 18 x H: 1800 mm

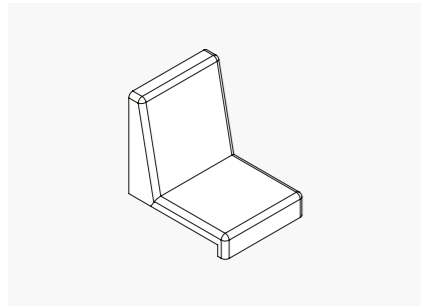
Huddlebox® Stack seat pads and full seats



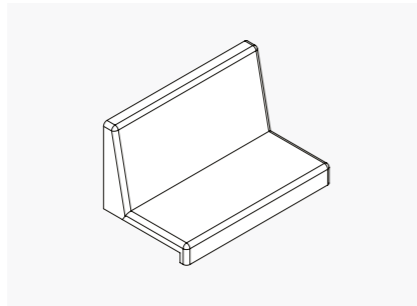
Single Seat Pad
W: 400 x D: 400 x H: 50 mm



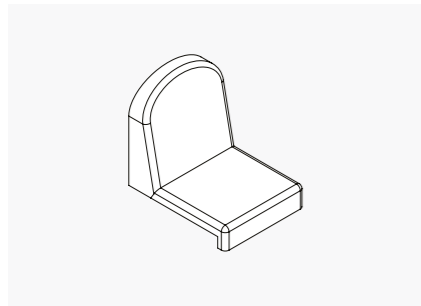
Double Seat Pad
W: 850 x D: 400 x H: 50 mm



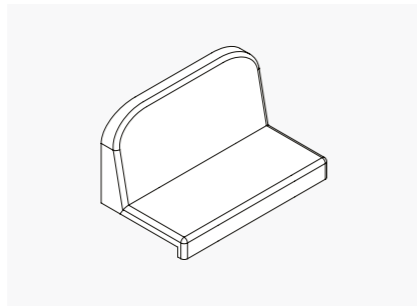
Single Full Seat square back
W: 400 x D: 494 x H: 440 mm



Double Full Seat square back
W: 850 x D: 494 x H: 440 mm



Single Full Seat round back
W: 400 x D: 494 x H: 440 mm



Double Full Seat round back
W: 850 x D: 494 x H: 440 mm



Huddlebox® Stack finishes

VENEER OPTIONS

A more economical option to achieve a natural wood finish




Birch



Oak

PLYWOOD


Fresh, organic look and feel



Birch

LIGHTWEIGHT PLYWOOD

A lightweight alternative to Birch Plywood



Poplar

LAMINATE OPTIONS

Durable and easy to clean option for adding colour



White
KRONOSPAN
0110



Black
KRONOSPAN
0190



Stone Grey
KRONOSPAN
0112 PE



Birch
KRONOSPAN
1715



Stone Oak
KRONOSPAN
5527



Ferrara Oak
KRONOSPAN
8921



Coast Evoke Oak
KRONOSPAN
K365 PW



Elegance Endgrain Oak
KRONOSPAN
K107 PW



Nordic Wood
KRONOSPAN
K088 PW



Sand Grange Oak
KRONOSPAN
K356 PW



Concrete Flow
KRONOSPAN
K350 RT



Dark Atelier
KRONOSPAN
4299 SU



Alby Blue
KRONOSPAN
5994 SU



Cappuccino
KRONOSPAN
0301 SU



Ceramic Red
KRONOSPAN
K098 SU




Dark Emerald
KRONOSPAN
K520 SU

FENIX OPTIONS

Available on request - POA

Huddlebox® Stack seat fabrics


BAND	SUPPLIER	FABRIC
1	Camira Camira Camira Camira Inloom Panaz	Era Citadel Gravity Rivet Alba Aston
2	Camira Camira Camira Camira Agua Agua Inloom	Advantage Main Line Flax Replay Vita Lavoro Linetta One
3	Camira Camira Camira Camira Camira	Blazer Halcyon Oceanic Synergy Yoredale
4	Kvadrat Kvadrat Kvadrat	Canvas 2 Divina 3 Remix 3



Huddlebox® Stack configuration example featuring modules 2, modules 5 and single seat pads

Huddlebox® Borders

Huddlebox® Borders are a perfect solution to pair with our popular Huddlebox® Edge, Original and Stack, bringing a touch of the outside-in, or to use as a beautifully natural way to create space division.





it's all in the detail

INTEGRATE WITH HUDDLEBOX® SEATING

Seamlessly pair with Huddlebox® Edge, Original or Stack tiered seating to bring a refreshing touch of nature to your configurations. These planters enhance the aesthetic of any space, creating a harmonious, vibrant environment that fosters creativity and collaboration.

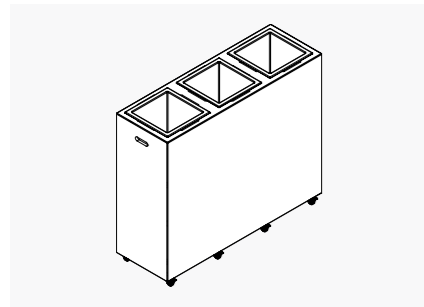


INTEGRATED STORAGE

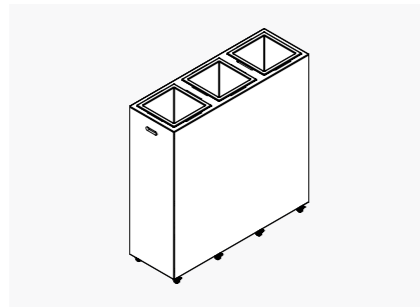
Huddlebox® Borders offer versatile options to suit your needs, available with or without integrated storage. Choose from models with or without doors for easy access and enhanced organisation. Whether you're looking to keep things tidy or prefer a more open design.



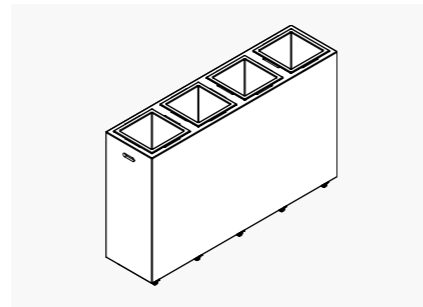
Huddlebox® Borders modules



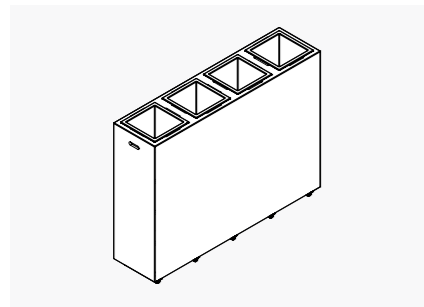
3 Box Planter 1125
W: 1350 x D: 450 x H: 1125 mm



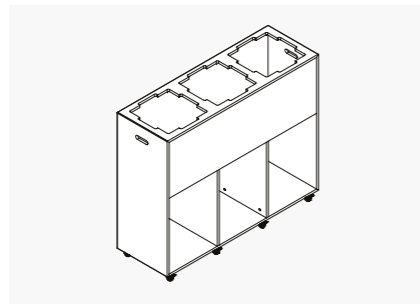
3 Box Planter 1350
W: 1350 x D: 450 x H: 1350 mm



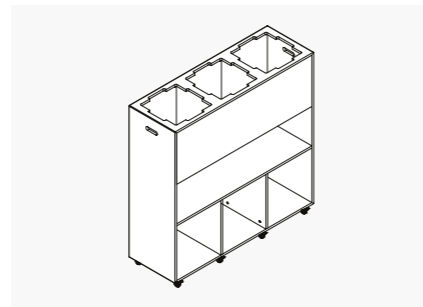
3 Box Planter 1800
W: 1800 x D: 450 x H: 1125 mm



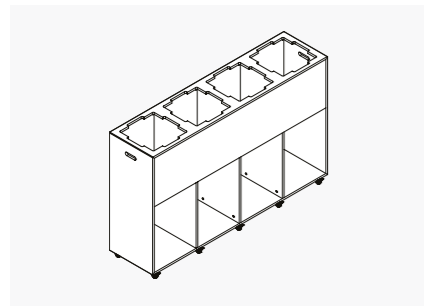
4 Box Planter 1800
W: 1800 x D: 450 x H: 1350 mm



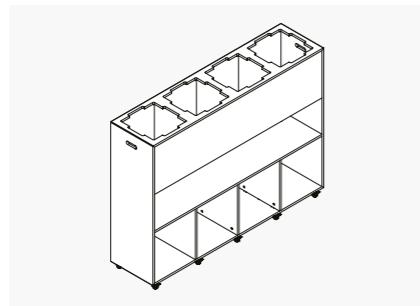
3 Box Planter 1125 open storage
W: 1350 x D: 450 x H: 1125 mm



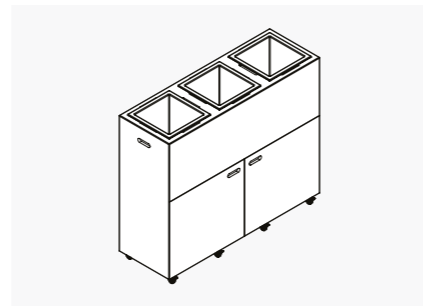
3 Box Planter 1350 open storage
W: 1350 x D: 450 x H: 1350 mm



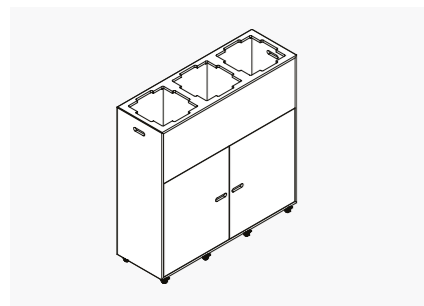
4 Box Planter 1800 open storage
W: 1800 x D: 450 x H: 1125 mm



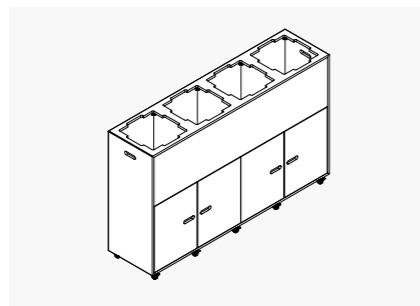
4 Box Planter 1800 open storage
W: 1800 x D: 450 x H: 1350 mm



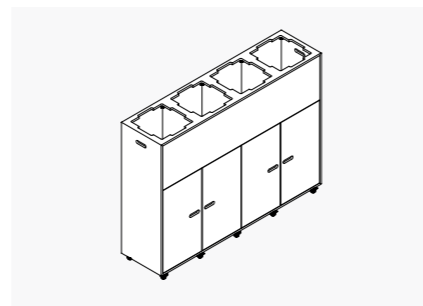
3 Box Planter 1125 storage and doors
W: 1350 x D: 450 x H: 1125 mm



3 Box Planter 1350 storage and doors
W: 1350 x D: 450 x H: 1350 mm



4 Box Planter 1125 storage and doors
W: 1800 x D: 450 x H: 1125 mm



4 Box Planter 1800 storage and doors
W: 1800 x D: 450 x H: 1350 mm

Huddlebox® Borders finishes

MFC OPTIONS

Budget friendly construction option, with limited finishes available



Stone Grey
KRONOSPAN
0112 PE



Anthracite
KRONOSPAN
0164



Black
KRONOSPAN
0190



Birch
KRONOSPAN
1715



Fine Oak
KRONOSPAN
8431



Corbridge Oak
EGGER
H3395




Dark Select Walnut
KRONOSPAN
K009

VENEER OPTIONS

A more economical option to achieve a natural wood finish



Birch



Oak

PLYWOOD

Fresh, organic look and feel



Birch

LAMINATE OPTIONS

Durable and easy to clean option for adding colour



White
KRONOSPAN
0110



Black
KRONOSPAN
0190



Stone Grey
KRONOSPAN
0112 PE



Birch
KRONOSPAN
1715



Stone Oak
KRONOSPAN
5527



Ferrara Oak
KRONOSPAN
8921



Coast Evoke Oak
KRONOSPAN
K365 PW



Elegance Endgrain Oak
KRONOSPAN
K107 PW



Nordic Wood
KRONOSPAN
K088 PW



Sand Grange Oak
KRONOSPAN
K356 PW



Concrete Flow
KRONOSPAN
K350 RT



Dark Atelier
KRONOSPAN
4299 SU



Alby Blue
KRONOSPAN
5994 SU



Cappuccino
KRONOSPAN
0301 SU



Ceramic Red
KRONOSPAN
K098 SU



Dark Emerald
KRONOSPAN
K520 SU


FENIX OPTIONS

Available on request - POA

Huddlebox[®] Dots

Informal pouffe seating: Agile working from Dot to Dot.

Every workplace benefits from informal seating 'dotted' around! Huddlebox[®] Dots offer the perfect perch for breakout spaces, collaboration zones, or impromptu meetings, bringing flexibility and style to any environment.





it's all in the detail

ADD A SPLASH OF COLOUR

Huddlebox® Dots add a vibrant splash of color to your projects with DOT pouffes. Stylish and versatile, they brighten spaces while offering informal, flexible seating for dynamic, collaborative environments.

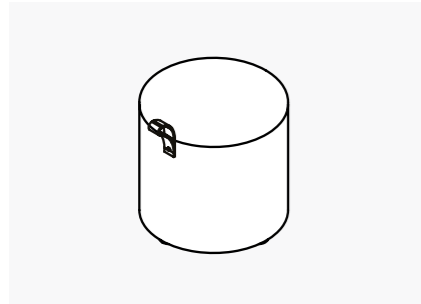


PRACTICAL DETAILS FOR STYLISH SEATING

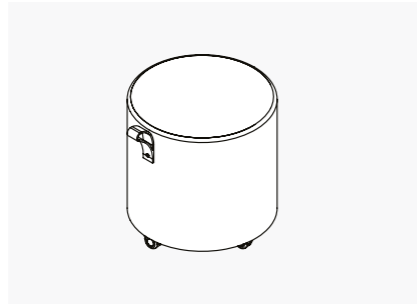
Huddlebox® Dot seating is designed with practicality and style in mind. Plastic feet and handles come as standard, ensuring stability and durability on any surface, while a stylish leather handle adds both elegance and easy mobility. Optional castors enhance flexibility, allowing effortless movement for dynamic, ever-changing spaces. These thoughtful details make Huddlebox® Dots perfect for creating flexible, functional, and visually appealing environments.



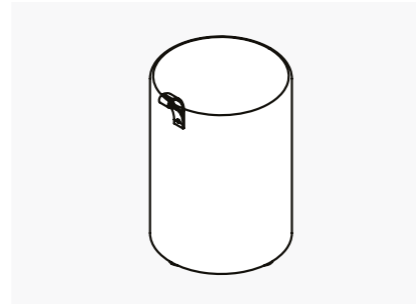
Huddlebox® Dots modules



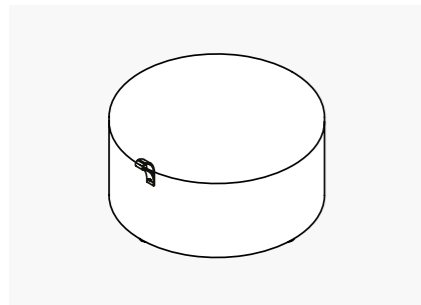
Round 400
DIA: 400 x H: 410 mm



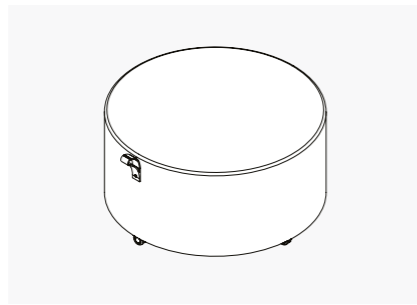
Round 400 with castors
DIA: 400 x H: 450 mm



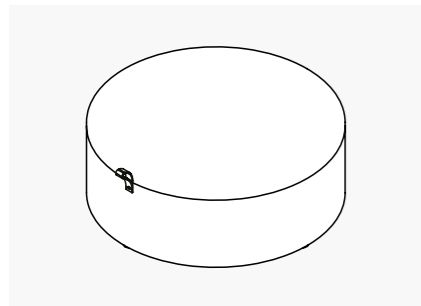
Round 400 Tall
DIA: 400 x H: 610 mm



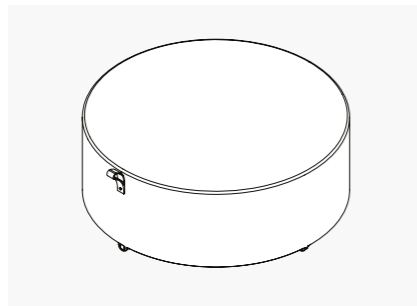
Round 900
DIA: 900 x H: 410 mm



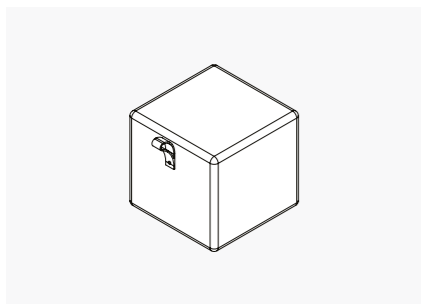
Round 900 with castors
DIA: 900 x H: 450 mm



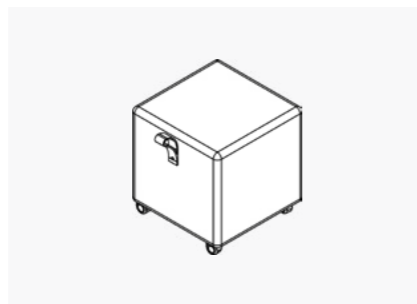
Round 1200
DIA: 1200 x H: 410 mm



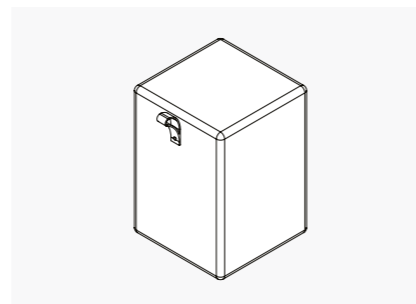
Round 1200 with castors
DIA: 1200 x H: 450 mm



Square 400
W: 400 x D: 400 x H: 410 mm



Square 400 with castors
W: 400 x D: 400 x H: 450 mm



Square 400 Tall
W: 400 x D: 400 x H: 610 mm


Huddlebox® Stack seat fabrics

BAND	SUPPLIER	FABRIC
1	Camira Camira Camira Camira Inloom Panaz	Era Citadel Gravity Rivet Alba Aston
2	Camira Camira Camira Camira Agua Agua Inloom	Advantage Main Line Flax Replay Vita Lavoro Linetta One
3	Camira Camira Camira Camira Camira	Blazer Halcyon Oceanic Synergy Yoredale
4	Kvadrat Kvadrat Kvadrat	Canvas 2 Divina 3 Remix 3



workagile

MAKING SPACES AGILE



UK Head Office

Pineapple House, Westmead,
Aylesford, Maidstone, ME20 6XJ

+44 (0)20 3904 6688

London Showroom

41 Pear Tree Street, Clerkenwell,
London, EC1V 3AG

london@work-agile.com

Manchester Showspace

18 Lower Byrom Street,
Manchester, M3 4AP

work-agile.com