
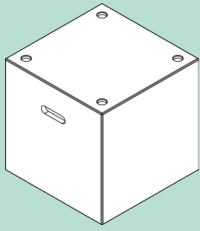


workagile

MAKING SPACES AGILE

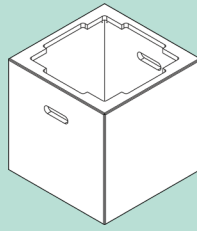


Specifications



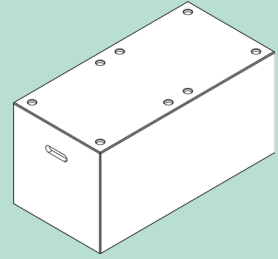
MODULE 2

Width: 450mm
Depth: 450mm
Height: 450mm



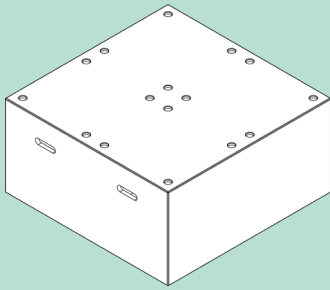
MODULE 3

Width: 450mm
Depth: 450mm
Height: 450mm



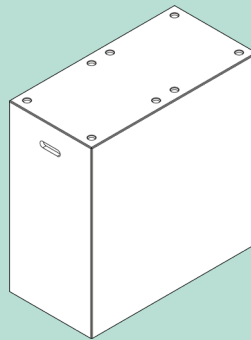
MODULE 5

Width: 900mm
Depth: 450mm
Height: 450mm



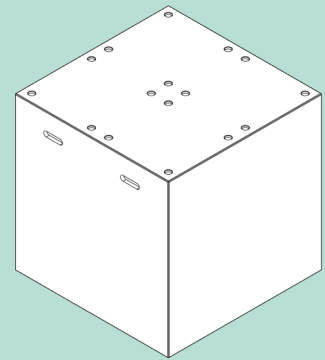
MODULE 6

Width: 900mm
Depth: 900mm
Height: 450mm



MODULE 6.1

Width: 900mm
Depth: 450mm
Height: 900mm



MODULE 8

Width: 900mm
Depth: 900mm
Height: 900mm

Specification

- CUT OUT HANDLES TO AID HANDLING
- LOCATOR HOLES FOR RE-STACKING AND RE-CONFIGURING
- ADJUSTABLE FEET AS STANDARD ON ALL MODULES & SEAT PADS

Accessories



SINGLE SEAT PAD

Width: 400mm
Depth: 400mm
Thickness: 50mm



DOUBLE SEAT PAD

Width: 850mm
Depth: 400mm
Thickness: 50mm



TROLLEY

Width: 1105mm
Depth: 510mm
Height: 770mm

Finishes

Veneer Options



BIRCH
VENEER

Special



OAK
VENEER

Special

Ply Options



PLYWOOD

Standard



PLYWHITE

Special

Colour-Through Fibreboard Options



MIDNIGHT

Standard




URBAN

Standard



SAHARA

Special



OCEAN

Special



CHILLI

Special

Forbo Linoleum Options



AQUAVERT

Special



ASH

Special



BURGUNDY

Special



CHARCOAL

Special



CONIFER

Special



IRON

Special



SMOKE BLUE

Special



MAUVE

Special



MID-BLUE

Special



MUSHROOM

Special



NERO

Special



OLIVE

Special



ORANGE

Special



VAPOUR

Special



PEARL

Special



PEBBLE

Special



PEWTER

Special



PISTACHIO

Special



POWDER

Special



SALSA

Special