

workagile

MAKING SPACES AGILE

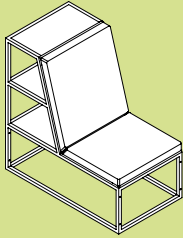
Anyway



Specifications

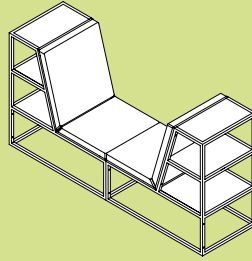
work-agile.com

Modules



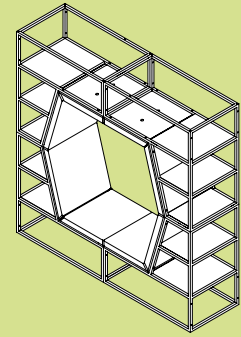
ANYWAY SINGLE

Width: 1075mm
Depth: 600mm
Height: 1075mm



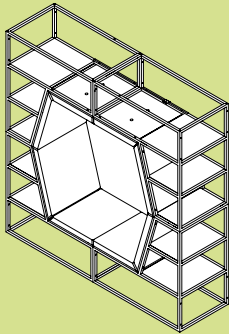
ANYWAY DUO

Width: 2150mm
Depth: 600mm
Height: 1075mm



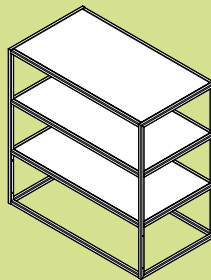
ANYWAY QUAD

Width: 2150mm
Depth: 600mm
Height: 2150mm



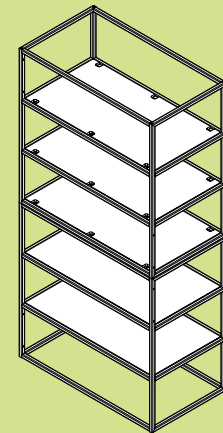
ANYWAY QUAD WITH BACK PANEL

Width: 2150mm
Depth: 615mm
Height: 2150mm



ANYWAY SHELF

Width: 1075mm
Depth: 600mm
Height: 1075mm




ANYWAY SHELF DUO

Width: 1075mm
Depth: 600mm
Height: 2150mm

Specification


- STEEL FRAMES AND PLYWOOD SHELVING
- RECONFIGURABLE DESIGN
- CONCEALED BOLTING SYSTEM
- TABLES ON CASTORS AS STANDARD
- ADJUSTABLE FEET

Tables



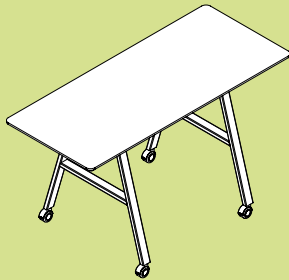
RECTANGULAR TABLE

Length: 1200mm
Depth: 600-695mm
Height: 780mm



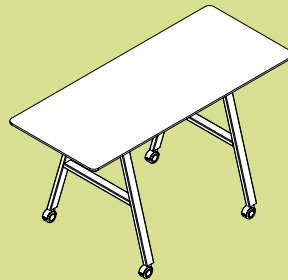
RECTANGULAR TABLE

Length: 1400mm
Depth: 600-695mm
Height: 780mm




RECTANGULAR TABLE

Length: 1600mm
Depth: 600-695mm
Height: 780mm




RECTANGULAR TABLE

Length: 1800mm
Depth: 600-695mm
Height: 780mm



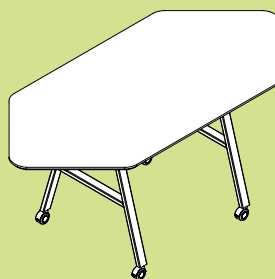
DIAMOND TABLE

Length: 1400mm
Depth: 850mm
Height: 780mm



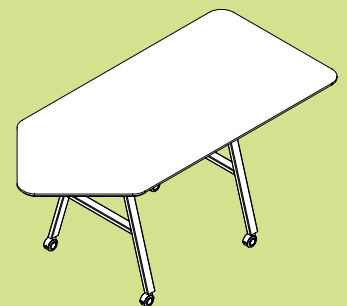
HALF-DIAMOND TABLE

Length: 1400mm
Depth: 850mm
Height: 780mm



DIAMOND TABLE

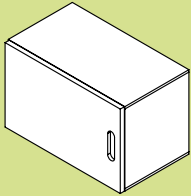
Length: 1800mm
Depth: 850mm
Height: 780mm



HALF-DIAMOND TABLE

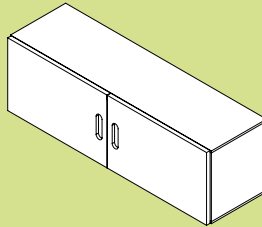
Length: 1800mm
Depth: 850mm
Height: 780mm

Accessories



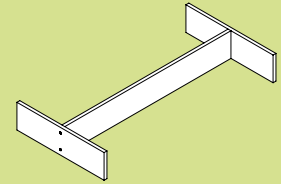
SMALL STORAGE CUPBOARD

Width: 510mm
Depth: 300mm
Height: 320mm



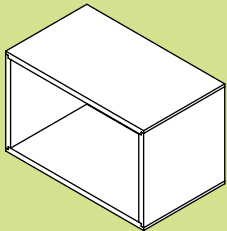
LARGE STORAGE CUPBOARD

Width: 1200mm
Depth: 300mm
Height: 320mm



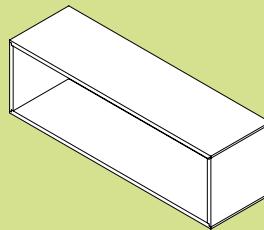
SHELF UPSTAND

Width: 1075mm
Depth: 545mm
Height: 150mm



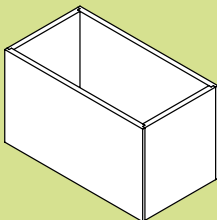
SMALL STORAGE BOX

Width: 510mm
Depth: 300mm
Height: 320mm



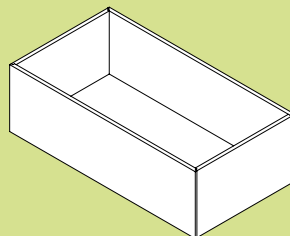
LARGE STORAGE BOX

Width: 1020mm
Depth: 300mm
Height: 320mm



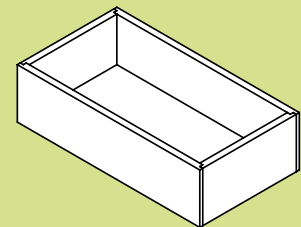
SMALL PLANTER

Width: 550mm
Depth: 300mm
Height: 320mm



LARGE PLANTER

Width: 1025mm
Depth: 550mm
Height: 320mm



HALF HEIGHT PLANTER

Width: 550mm
Depth: 300mm
Height: 150mm

Finishes

Frame finishes

STANDARD



ADDITIONAL COLOURS



Tabletop/Shelving finishes

STANDARD



LAMINATE FINISHES



FENIX FINISHES



Upholstered seat finishes

BAND 1

CAMIRA

Manhattan, Xtreme, Phoenix, Rivet, Era, Gravity & Advantage

BAND 2

CAMIRA

X2, Xtreme CS, Main line Plus, Aspect, Main Line Flax, Honeycomb, Halcyon – Cedar, Halcyon – Aspen, Oceanic, Hi-Tech, Synergy, Chateau & Vita

BAND 3

CAMIRA

Silk, Zap, Main Line Flax Strip, Sumi, Acrobat, Kyoto, Nettle – Aztec, Synergy Quilt, Hourglass, Synergy Quilt Chevron, Synergy Channel, Blazer, 24/7 +, 24/7 Flax & Hemp

KVADRAT

Remix 3, Canvas 2, Atlas, Clara 2, Steelcut 2 & Steelcut Trio 3