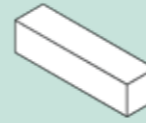


# Reconfigurable design

Whether designing for 20, 200 or 2,000 staff, Huddlebox® can be scaled to suit with just eight simple new modules, plus optional back and side panels, to choose from.

The construction of these new modules makes them unique and even better than before with a simplified fitting system enabling increased flexibility and choice.



**MODULE 1**

225x225x900mm



**MODULE 2**

450x450x450mm



**MODULE 3 PLANTER**

450x450x450mm



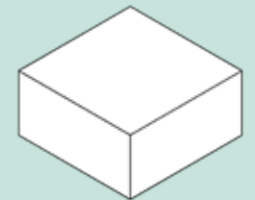
**MODULE 4 CUBBY**

450x450x450mm



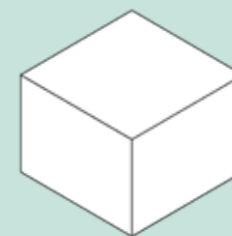
**MODULE 5**

450x450x900mm



**MODULE 6**

450x900x900mm




**MODULE 7**

675x900x900mm



**MODULE 8**

900x900x900mm



**BACK/SIDE PANEL**

1350x900x90mm  
1350x450x90mm